



Report on
Available Apprenticeships in Texas
Program Year 2024



Texas Workforce Commission
Apprenticeship Training Program

Contents

Introduction	1
Available Apprenticeships in Texas.....	1
Active Apprenticeship Programs.....	1
Figure 1: Top 10 Industries with the Largest Numbers of Active Apprenticeship Programs.....	2
Number of Active Apprentices.....	2
Figure 2: Top 10 Industries with the Largest Numbers of Active Apprentices	2
Projected Growth by Industry and Number of Apprentices per Industry	3
Table 1. Industries Projected to Add the Most Jobs from 2020-2030 and Number of Apprentices	3
Locations of Apprenticeship Programs	4
Table 2: Apprenticeable Occupations with Active Apprenticeship Programs	7
Conclusion and Recommendations	10
Appendix A: Active Apprenticeship Programs by Industry	11
Appendix B: Active Apprentices by Industry.....	12
Appendix C: Active Apprenticeship Programs by Workforce Development Area	13
Appendix D: Occupations in the Fastest Growing Industries.....	17

Introduction

[Texas Labor Code §302.0191](#) states that the Texas Workforce Commission (TWC) must report on active apprenticeship programs in the state and make recommendations to expand the availability of apprenticeship programs in emerging and high-demand industries and occupations.

This report includes a description of the current apprenticeship landscape in Texas, an analysis of high demand industries and occupations, and an overview of active apprenticeship programs meeting workforce needs. This report will conclude with recommendations on how to expand apprenticeship programs in Texas.

The apprenticeship data used in this report is provided by US Department of Labor and reflects active Texas apprenticeships during program year 2024 (PY24). An active apprenticeship program is defined as active if it has at least one active apprenticeship participating in the program at the time of this report.

Industry projections and occupational staffing pattern data are sourced from the Texas Workforce Commission (TWC) Labor Market and Career Information. Industries are classified using the North American Industry Classification System (NAICS) and occupations are defined using the federal Standard Occupational Classification (SOC) system.

Available Apprenticeships in Texas

Active Apprenticeship Programs

At the time of this report, there are 863 active apprenticeship programs offering training in 48 industry [sectors or subsectors](#)¹. The industries represented range from construction and mining to education and real estate. A list of industries and the number of active programs is in [Appendix A](#).

¹ For purposes of analysis, the Bureau of Labor and Statistics combines NAICS sectors into groupings called "supersectors." Supersectors contain sectors that are broken down further into subsectors. One way to envision this hierarchy is Supersector → Sector → Subsector.

Figure 1: Top 10 Industries with the Largest Numbers of Active Apprenticeship Programs

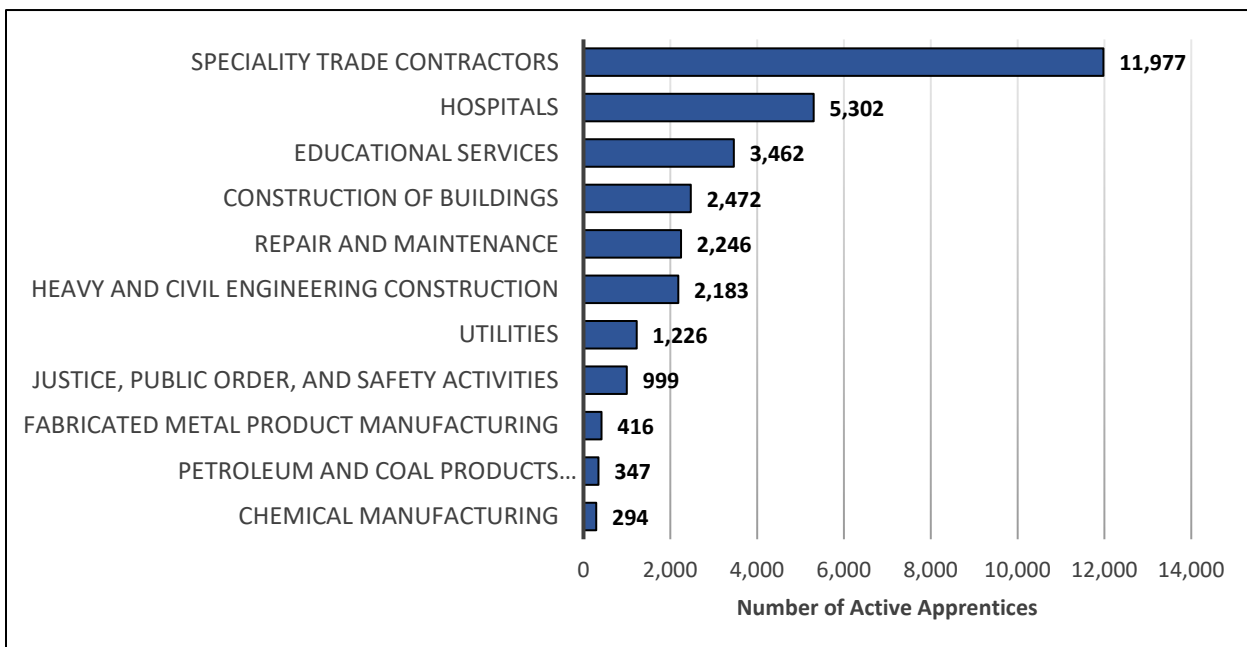


Specialty Trade Contractors (NAICS 238), which includes foundation, structure, and building exterior contractors; building equipment contractors; and building finishing contractors, make up almost 18% of the active apprenticeship programs in Texas followed by Educational Services (NAICS 611) and Utilities (NAICS 221)

Number of Active Apprentices

There are approximately 32,625 active apprentices in the state of Texas. Apprenticeship programs within the Specialty Trade Contractor, Hospital, and Educational Services industries contain over half of these individuals.

Figure 2: Top 10 Industries with the Largest Numbers of Active Apprentices



The full count of active apprentices and their programs can be found in [Appendix B](#).

Projected Growth by Industry and Number of Apprentices per Industry

As detailed in the table below, there are active apprenticeship programs in Texas for a majority of the 25 industries projected to add the most jobs over the next ten years. Currently, only seven industries do not have active programs.

When reviewing the table, it is important to consider the current staffing of the industries listed. For example, “[Food Services and Drinking Places](#)” shows a 34.4% change by 2030 with five apprentices currently working within occupations such as fast food and restaurant cooks. In comparison, “[Educational Services](#)” shows a 13.6% growth with 3,462 apprentices currently working within occupations such as education administrators and elementary school teachers.

Table 1. Industries Projected to Add the Most Jobs from 2020-2030 and Number of Apprentices

Industry Title	Annual Average Employment 2020	Annual Average Employment 2030	Number Change 2020-2030	Percent Change 2020-2030	Number of Apprentices
Food Services and Drinking Places	962,426	1,293,835	331,409	34.4	5
Professional, Scientific, and Technical Services	761,785	965,920	204,135	26.8	132
Ambulatory Health Care Services	736,521	930,948	194,427	26.4	63
Educational Services	1,187,797	1,349,674	161,877	13.6	3,462
Administrative and Support Services	702,157	839,658	137,501	19.6	234
Specialty Trade Contractors	409,418	495,644	86,226	21.1	11,977
Hospitals	434,260	505,717	71,457	16.5	5,302
Social Assistance	215,931	286,083	70,152	32.5	256
Support Activities for Mining	106,210	160,913	54,703	51.5	30
Heavy and Civil Engineering Construction	162,794	211,602	48,808	30.0	2,183
Management of Companies and Enterprises	143,907	190,154	46,247	32.1	0
Accommodation	95,883	128,251	32,368	33.8	0
Insurance Carriers and Related Activities	190,411	222,417	32,006	16.8	111
Nursing and Residential Care Facilities	181,025	212,398	31,373	17.3	0
Personal and Laundry Services	102,628	132,955	30,327	29.6	13
Real Estate	155,027	185,085	30,058	19.4	1
Motor Vehicle and Parts Dealers	179,454	209,022	29,568	16.5	4

Industry Title	Annual Average Employment 2020	Annual Average Employment 2030	Number Change 2020-2030	Percent Change 2020-2030	Number of Apprentices
Merchant Wholesalers, Durable Goods	186,695	215,867	29,172	15.6	3
Truck Transportation	137,998	167,096	29,098	21.1	38
Religious, Grantmaking, Civic, Professional, and Similar Organizations	160,675	189,148	28,473	17.7	130
Warehousing and Storage	121,867	148,647	26,780	22.0	0
Amusement, Gambling, and Recreation Industries	84,567	110,846	26,279	31.1	0
Repair and Maintenance	128,190	153,310	25,120	19.6	2,246
General Merchandise Stores	270,020	292,309	22,289	8.3	0
Couriers and Messengers	77,314	98,287	20,973	27.1	0

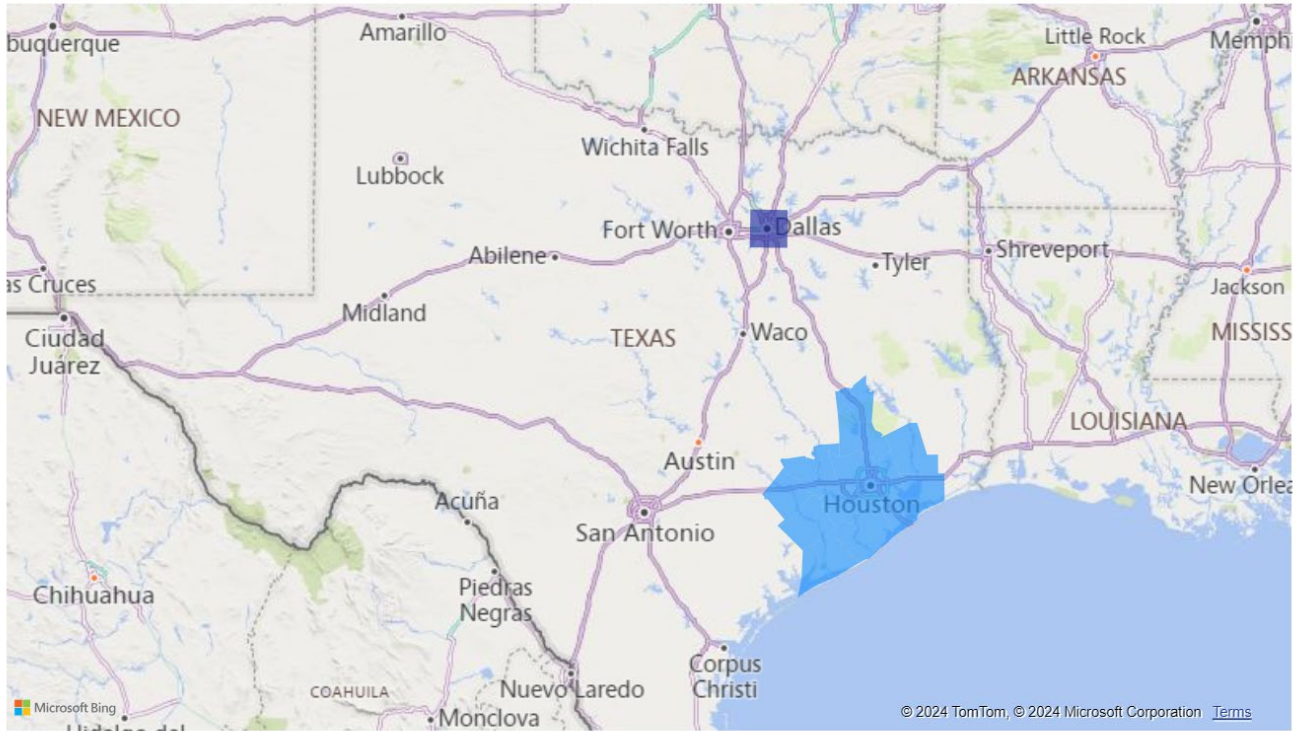
Locations of Apprenticeship Programs

Because of the vastness of our state—254 counties across 28 Workforce Development Areas (WDAs)—it is helpful to examine the locations of active apprenticeship programs to determine if they are meeting the needs of the state’s emerging and in-demand industries and to consider ease of access for current and future apprentices.

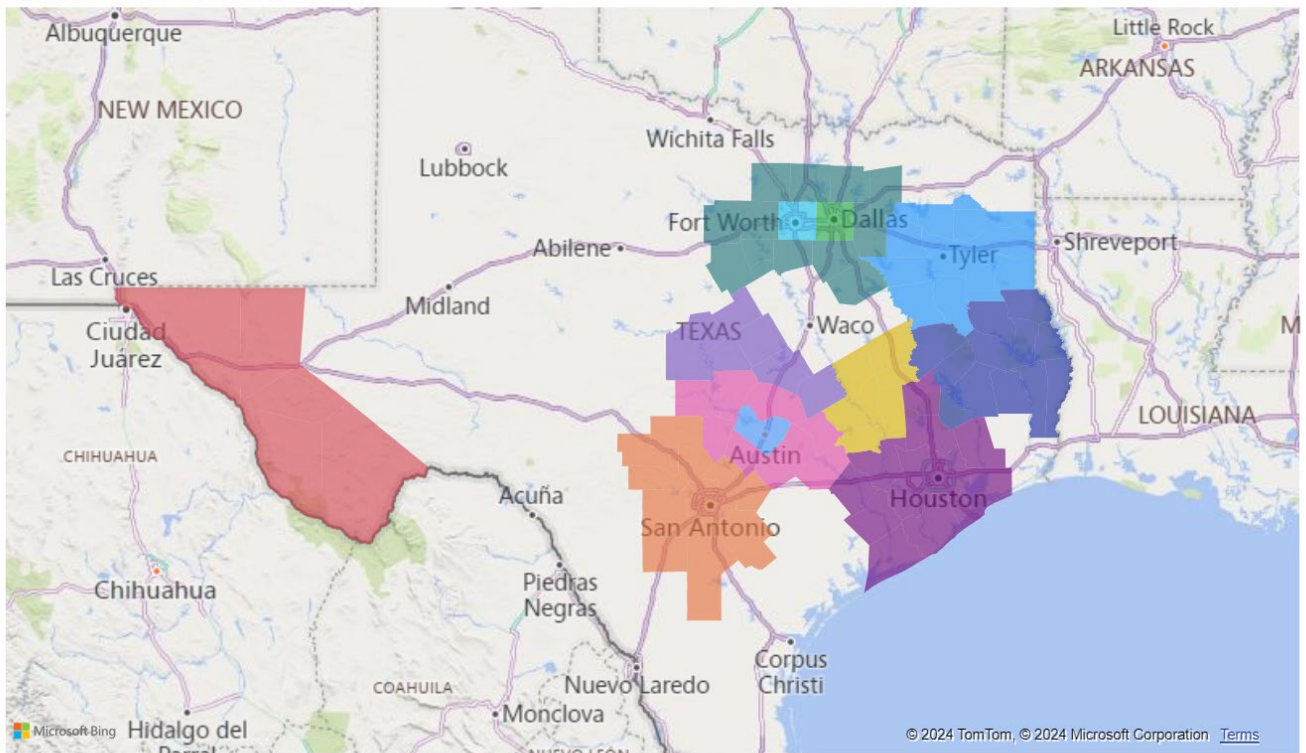
The following maps show the WDAs containing active apprenticeship programs for the five industries projected to add the most jobs from 2020 through 2030:

- Food Services and Drinking Places
- Professional, Technical, and Scientific Services
- Ambulatory Healthcare Services
- Educational Services
- Administrative and Support Services

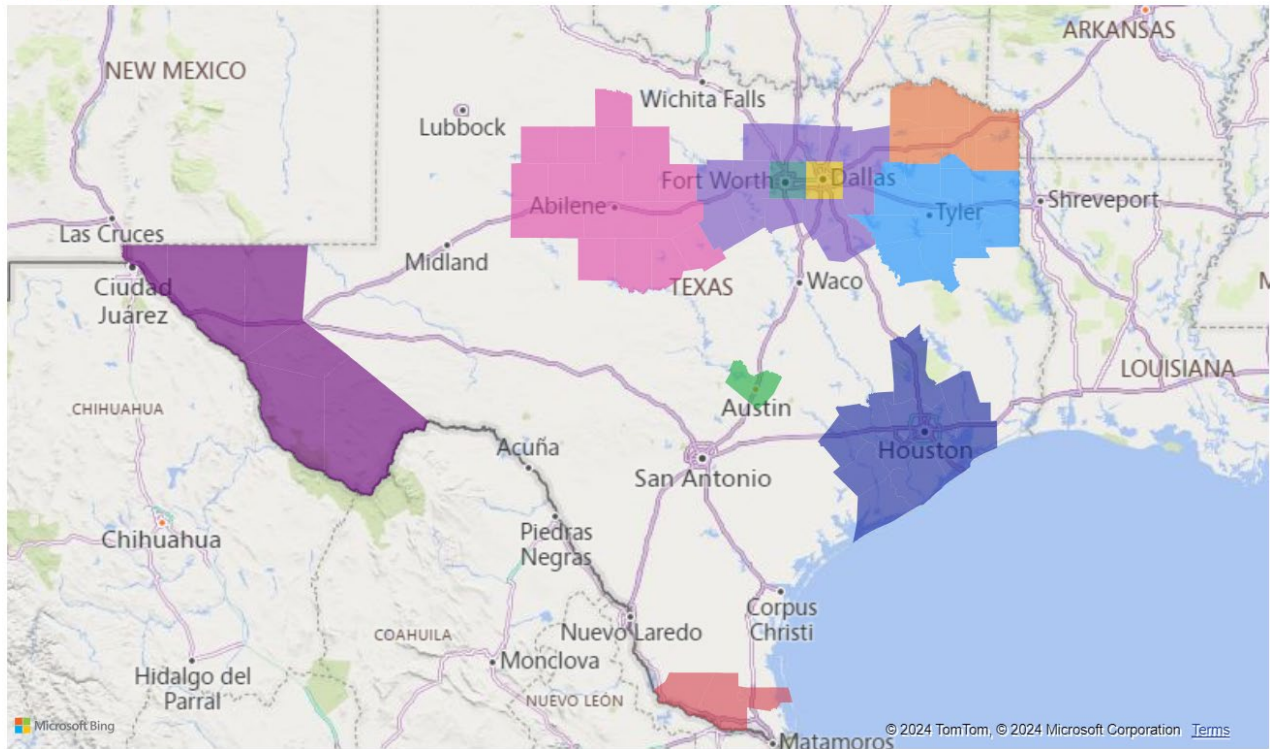
Workforce Development Areas with Food Service and Drinking Places Apprenticeship Programs



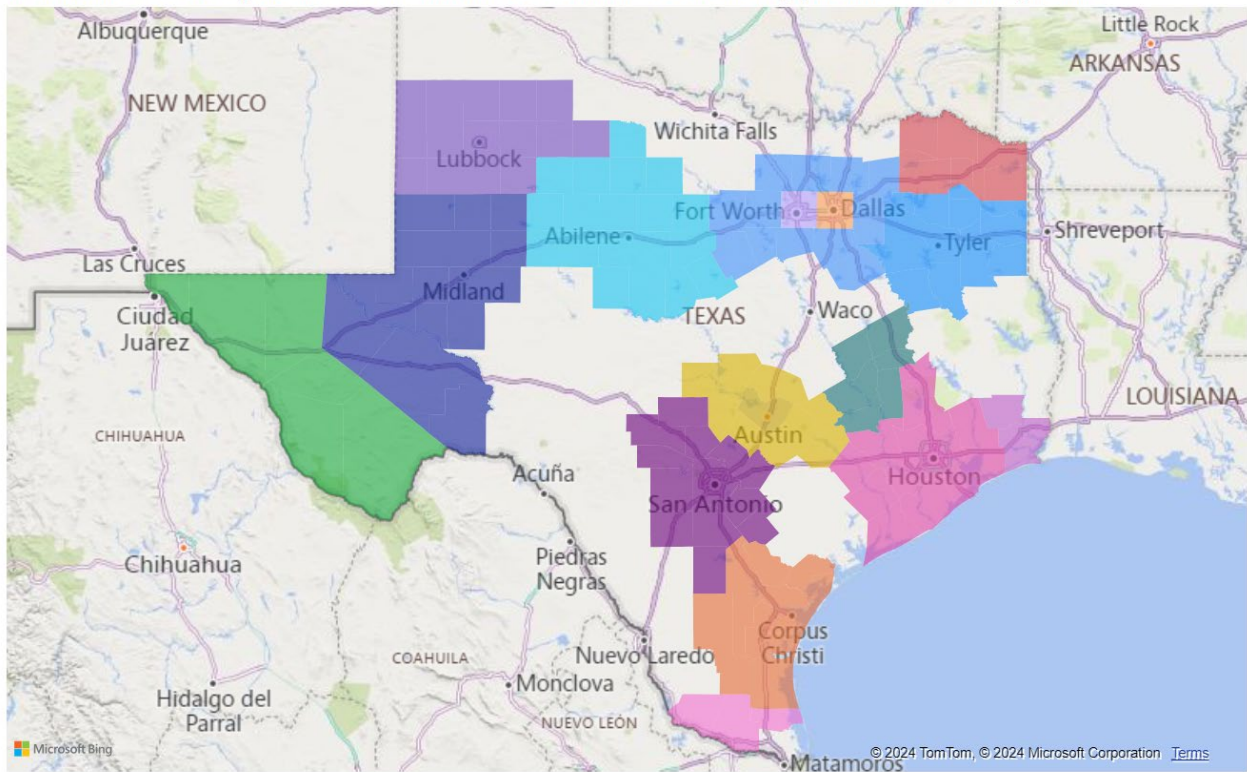
Workforce Development Areas with Professional, Scientific, and Technical Service Apprenticeship Programs



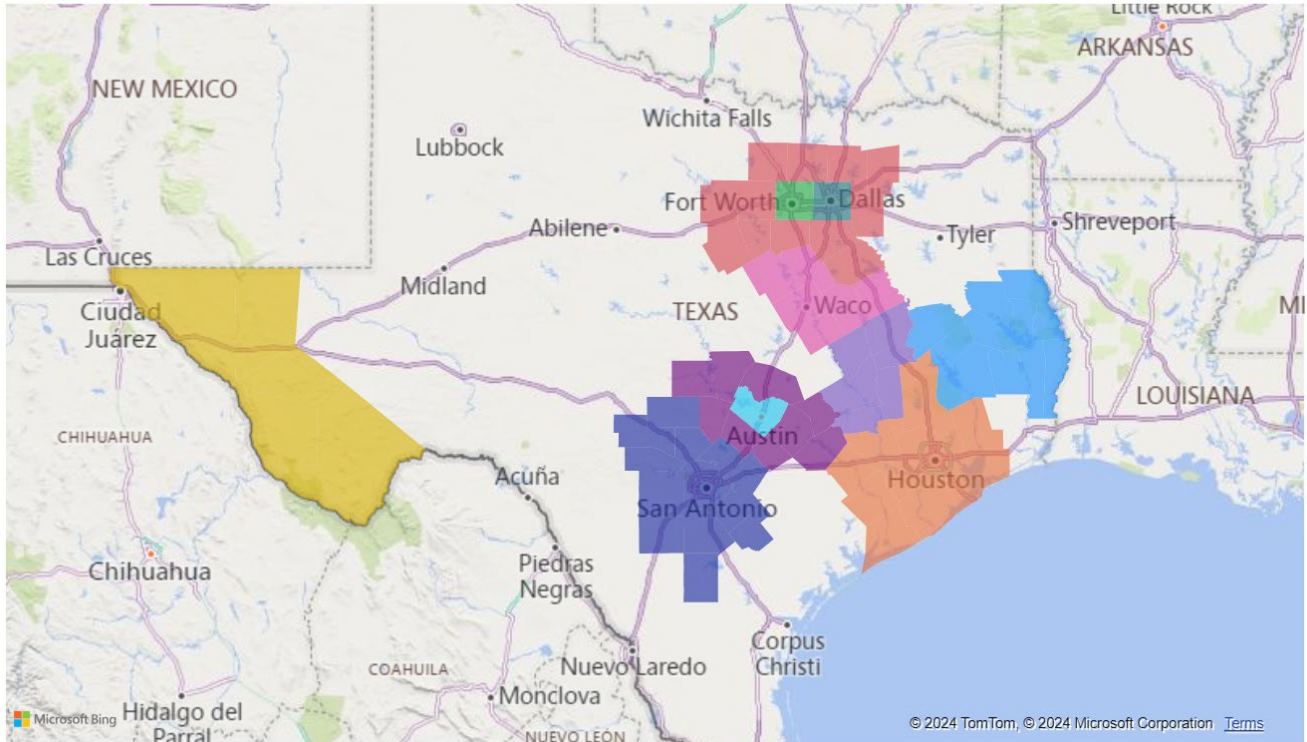
Workforce Development Areas with Ambulatory Health Care Services Apprenticeship Programs



Workforce Development Areas with Educational Services Apprenticeship Programs



Workforce Development Areas with Administrative and Support Services Apprenticeship Programs



The complete list of industries and the number of apprenticeship programs located in each WDA are in [Appendix C](#).

Table 2: Apprenticeable Occupations with Active Apprenticeship Programs

The following table provides a portion of the occupations included in the staffing patterns² for the industries projected to add the most jobs from 2020-2030 (listed in [Table 1](#)). The occupations are ranked high to low by how many industry staffing patterns contain each occupation.

SOC	Occupational Title	Count of Top 25 industries with occupation in staffing pattern	Number of Apprenticeship Programs	Number of active apprentices
43-3031	Bookkeeping, Accounting, and Auditing Clerks	25	3	8
13-1071	Human Resources Specialists	25	2	9
49-9071	Maintenance and Repair Workers, General	25	6	166
43-9061	Office Clerks, General	25	0	0
43-6014	Secretaries and Administrative Assistants	25	0	0

² Staffing patterns are lists of occupations and the number of employees in each occupation within an industry.

SOC	Occupational Title	Count of Top 25 industries with occupation in staffing pattern	Number of Apprenticeship Programs	Number of active apprentices
37-2011	Janitors and Cleaners, Except Maids and Housekeeping Cleaners	24	1	1
11-1021	General and Operations Managers	23	0	0
13-1151	Training and Development Specialists	23	2	66
33-9032	Security Guards	22	0	0
43-5061	Production, Planning, and Expediting Clerks	19	4	30
43-4161	Human Resources Assistants, Except Payroll and Timekeeping	18	1	1
43-3051	Payroll and Timekeeping Clerks	18	0	0
27-3031	Public Relations Specialists	18	0	0
43-5032	Dispatchers, Except Police, Fire, and Ambulance	17	1	1
41-1011	First-Line Supervisors of Retail Sales Workers	17	1	34
13-1041	Compliance Officers	16	0	0
53-3032	Heavy and Tractor-Trailer Truck Drivers	16	9	472
37-3011	Landscaping and Groundskeeping Workers	15	2	11
37-2012	Maids and Housekeeping Cleaners	15	0	0
43-9021	Data Entry Keyers	14	1	1
13-1111	Management Analysts	14	2	91
51-9061	Inspectors, Testers, Sorters, Samplers, and Weighers	13	3	5
49-9099	Installation, Maintenance, and Repair Workers, All Other	13	0	0

SOC	Occupational Title	Count of Top 25 industries with occupation in staffing pattern	Number of Apprenticeship Programs	Number of active apprentices
49-3023	Automotive Service Technicians and Mechanics	12	11	2,019
49-3031	Bus and Truck Mechanics and Diesel Engine Specialists	12	6	154
49-9098	Helpers--Installation, Maintenance, and Repair Workers	12	0	0
49-9041	Industrial Machinery Mechanics	12	11	150
39-9032	Recreation Workers	12	0	0
35-2012	Cooks, Institution and Cafeteria	11	1	4
37-1011	First-Line Supervisors of Housekeeping and Janitorial Workers	11	0	0
51-6011	Laundry and Dry-Cleaning Workers	11	0	0
49-9043	Maintenance Workers, Machinery	11	0	0
47-2141	Painters, Construction and Maintenance	11	10	104
53-7061	Cleaners of Vehicles and Equipment	10	1	23
47-2111	Electricians	10	97	7,605
27-1024	Graphic Designers	10	2	56
17-2112	Industrial Engineers	10	0	0
29-2061	Licensed Practical and Licensed Vocational Nurses	10	2	9
31-9092	Medical Assistants	10	7	123
43-6013	Medical Secretaries and Administrative Assistants	10	1	2
29-1141	Registered Nurses	10	6	3,851
21-1093	Social and Human Service Assistants	10	1	4
51-4121	Welders, Cutters, Solderers, and Brazers	10	12	418

The full table containing the 260 occupations included in the fastest growing industries is in [Appendix D](#).

Conclusion and Recommendations

When measured in the context of numbers of active apprenticeship programs and apprentices within the state’s fastest growing industries, Texas appears to be well poised to meet future labor market demands through the apprenticeship model. Industries within the Specialty Trade Contractors subsector, for example, have a long history of using the apprenticeship training model to create and maintain worker pipelines that ensure a consistent supply of highly skilled employees. Educational Services, on the other hand, is relatively new to the apprenticeship model but shows promise in growth. At the time of this report, numerous local education agencies are turning to the apprenticeship model to address current shortages. This growth gives evidence that industries not typically associated with apprenticeships are beginning to see the benefits of a “earn while you learn” model.

In contrast, some industries—especially those projected to grow the fastest—do not appear to have the numbers of active programs and apprentices to meet future demands. Food Service and Drinking Places, for example, is projected to grow the fastest through 2030, but currently there are only two active programs and five active apprentices contained within one WDA. Employers within this industry will continue to explore innovative approaches to hiring, training, and retaining workers. The apprenticeship training model is an approach that should be considered.

Through the state’s [Texas Education Code Chapter 133](#) program, through federal initiatives, and through a state-funded model known as the Texas Industry Recognized Apprenticeship (TIRA) program, TWC will continue to support apprenticeship programs throughout Texas.

Recommendations for work in the expansion of apprenticeship programs to meet the employment needs of emerging and high-demand industries include the following:

1. Continue to promote and support work-based learning models, including the apprenticeship training model.
2. Collaborate extensively with employers and other stakeholders to address training needs and to create or expand apprenticeship opportunities within emerging and high-demand industries.
3. Increase apprenticeship opportunities for high school students by implementing programs in which the first year of an apprenticeship can be completed while still enrolled in high school.

TWC will continue to work with new and existing programs to promote growth and innovation and to ensure successful, sustainable apprenticeship models that meet the labor market needs of a strong, vital, and growing Texas economy.

Appendix A: Active Apprenticeship Programs by Industry

3 Digit NAICS (Industry Super Sector)	NAICS Title	Number of Apprenticeship Programs
238	Specialty Trade Contractors	152
611	Educational Services	53
221	Utilities	47
237	Heavy and Civil Engineering Construction	32
236	Construction of Buildings	28
811	Repair and Maintenance	18
541	Professional, Scientific, and Technical Services	16
561	Administrative and Support Services	14
332	Fabricated Metal Product Manufacturing	12
333	Machinery Manufacturing	9
621	Ambulatory Health Care Services	9
622	Hospitals	9
325	Chemical Manufacturing	8
923	Administration of Human Resource Programs	7
624	Social Assistance	6
812	Personal and Laundry Services	6
813	Religious, Grantmaking, Civic, Professional, and Similar Organizations.	6
922	Justice, Public Order, and Safety Activities	6
327	Nonmetallic Mineral Product Manufacturing (4
213	Support Activities for Mining	3
324	Petroleum and Coal Products Manufacturing	3
326	Plastics and Rubber Products Manufacturing	3
336	Transportation Equipment Manufacturing	3
441	Motor Vehicle and Parts Dealers	3
484	Truck Transportation	3
518	Data Processing, Hosting, and Related Services	3
562	Waste Management and Remediation Services	3
334	Computer and Electronic Product Manufacturing	2
339	Miscellaneous Manufacturing	2
488	Support Activities for Transportation	2
524	Insurance Carriers and Related Activities	2
722	Food Services and Drinking Places	2
111	Crop Production	1
115	Animal Production	1
311	Food Manufacturing	1
331	Primary Metal Manufacturing	1
423	Merchant Wholesalers, Durable Goods	1
453	Miscellaneous Store Retailers	1
456	Health and Personal Care Retailers	1

3 Digit NAICS (Industry Super Sector)	NAICS Title	Number of Apprenticeship Programs
459	Sporting Goods, Hobby, Musical Instrument, Book, and Miscellaneous Retailers	1
481	Air Transportation	1
483	Water Transportation	1
513	Publishing Industries	1
519	Other Information Services	1
522	Credit Intermediation and Related Activities	1
531	Real Estate	1
921	Executive, Legislative, and Other General Government Support	1
924	Administration of Environmental Quality Programs	1

Appendix B: Active Apprentices by Industry

3 Digit NAICS (Industry Super Sector)	NAICS Title	# of Current Active Apprentices
238	Specialty Trade Contractors	11,977
622	Hospitals	5,302
611	Educational Services	3,462
236	Construction of Buildings	2,472
811	Repair and Maintenance	2,246
237	Heavy and Civil Engineering Construction	2,183
221	Utilities	1,226
922	Justice, Public Order, and Safety Activities	999
332	Fabricated Metal Product Manufacturing	416
324	Petroleum and Coal Products Manufacturing	347
325	Chemical Manufacturing	294
624	Social Assistance	256
561	Administrative and Support Services	234
541	Professional, Scientific, and Technical Services	132
813	Religious, Grantmaking, Civic, Professional, and Similar Organizations.	130
562	Waste Management and Remediation Services	123
524	Insurance Carriers and Related Activities	111
336	Transportation Equipment Manufacturing	85
453	Miscellaneous Store Retailers	81
333	Machinery Manufacturing	80
923	Administration of Human Resource Programs	73
621	Ambulatory Health Care Services	63
327	Nonmetallic Mineral Product Manufacturing (38
484	Truck Transportation	38
326	Plastics and Rubber Products Manufacturing	36
481	Air Transportation	31

3 Digit NAICS (Industry Super Sector)	NAICS Title	# of Current Active Apprentices
213	Support Activities for Mining	30
921	Executive, Legislative, and Other General Government Support	28
488	Support Activities for Transportation	24
339	Miscellaneous Manufacturing	18
334	Computer and Electronic Product Manufacturing	16
518	Data Processing, Hosting, and Related Services	14
812	Personal and Laundry Services	13
513	Publishing Industries	6
722	Food Services and Drinking Places	5
483	Water Transportation	5
311	Food Manufacturing	4
456	Health and Personal Care Retailers	4
441	Motor Vehicle and Parts Dealers	4
331	Primary Metal Manufacturing	4
924	Administration of Environmental Quality Programs	3
115	Animal Production	3
423	Merchant Wholesalers, Durable Goods	3
522	Credit Intermediation and Related Activities	2
111	Crop Production	1
519	Other Information Services	1
531	Real Estate	1
459	Sporting Goods, Hobby, Musical Instrument, Book, and Miscellaneous Retailers	1

Appendix C: Active Apprenticeship Programs by Workforce Development Area

Accommodation and Food Service

WDA	Number of Active Apprenticeship Programs
Dallas County	4
Gulf Coast	1
Grand Total	5

Administrative and Support and Waste Management and Remediation Services

WDA	Number of Active Apprenticeship Programs
Gulf Coast	1
North Texas	3

Construction

WDA	Number of Active Apprenticeship Programs
Alamo	2,535
Borderplex	1,151
Brazos Valley	88
Capital Area	2,145

WDA	Number of Active Apprenticeship Programs
Central Texas	10
Coastal Bend	496
Concho Valley	5
Dallas County	1,701
East Texas	28
Golden Crescent	9
Gulf Coast	5,357
Heart of Texas	132
Lower Rio Grande Valley	92
North Central	953
North East	51
North Texas	71
Panhandle	231
Permian Basin	79
Rural Capital	63
South East Texas	269
South Plains	201
South Texas	6
Tarrant County	926
West Central	33

Educational Services

WDA	Number of Active Apprenticeship Programs
Alamo	76
Brazos Valley	3
Cameron	37
Capital Area	290
Coastal Bend	1
Dallas County	581
East Texas	2
Gulf Coast	1,609
Lower Rio Grande Valley	281
North Central	163
North East	6
Permian Basin	97
South East Texas	92
South Plains	8
Tarrant County	209
West Central	7

Finance and Insurance

WDA	Number of Active Apprenticeship Programs
Alamo	2

WDA	Number of Active Apprenticeship Programs
Gulf Coast	111

Health Care and Social Assistance

WDA	Number of Active Apprenticeship Programs
Borderplex	4
Capital Area	21
Dallas County	4,917
East Texas	27
Gulf Coast	210
Heart of Texas	12
North Central	7
North Texas	13
Panhandle	48
Permian Basin	65
Rural Capital	213
South Plains	8
Tarrant County	74
West Central	2

Information

WDA	Number of Active Apprenticeship Programs
Central Texas	7
Gulf Coast	12
Tarrant County	2

Manufacturing

WDA	Number of Active Apprenticeship Programs
Alamo	76
Borderplex	2
Cameron	5
Capital Area	23
Coastal Bend	91
East Texas	227
Gulf Coast	492
Heart of Texas	2
North Central	48
North East	1
Panhandle	4
South East Texas	2
Tarrant County	362

Mining, Quarrying, and Oil and Gas Extraction

WDA	Number of Active Apprenticeship Programs
Gulf Coast	26

WDA	Number of Active Apprenticeship Programs
Permian Basin	4

Other Services (except Public Administration)

WDA	Number of Active Apprenticeship Programs
Alamo	3
Borderplex	56
Capital Area	5
Central Texas	65
Dallas County	31
Gulf Coast	116
North Central	1,981
South Plains	4
Tarrant County	2
West Central	4

Professional, Scientific, and Technical Services

WDA	Number of Active Apprenticeship Programs
Brazos Valley	5
Capital Area	16
Dallas County	77
Deep East Texas	22
Gulf Coast	6
North Central	5
Tarrant County	1

Public Administration (not covered in economic census)

WDA	Number of Active Apprenticeship Programs
Alamo	6
Borderplex	12
Capital Area	3
Coastal Bend	1
Dallas County	7
East Texas	19
Gulf Coast	959
Tarrant County	96

Real Estate and Rental and Leasing

WDA	Number of Active Apprenticeship Programs
Gulf Coast	1

Retail Trade

WDA	Number of Active Apprenticeship Programs
Capital Area	1
Central Texas	1

WDA	Number of Active Apprenticeship Programs
Dallas County	6
Rural Capital	1

Transportation and Warehousing

WDA	Number of Active Apprenticeship Programs
Capital Area	11
Dallas County	36
Gulf Coast	51

Utilities

WDA	Number of Active Apprenticeship Programs
Alamo	154
Borderplex	46
Brazos Valley	25
Capital Area	154
Coastal Bend	7
Dallas County	66
Gulf Coast	71
Heart of Texas	10
North Central	69
Panhandle	137
Permian Basin	8
Rural Capital	149
South East Texas	143
South Plains	3
Texoma	3
West Central	181

Wholesale Trade

WDA	Number of Active Apprenticeship Programs
Alamo	3

Appendix D: Occupations in the Fastest Growing Industries

SOC	Occupational Title	Number of the Top 25 industries with occupation	Number of Apprenticeship Programs	# of active apprentices
43-3031	Bookkeeping, Accounting, and Auditing Clerks	25	3	8
13-1071	Human Resources Specialists	25	2	9
49-9071	Maintenance and Repair Workers, General	25	6	166
43-9061	Office Clerks, General	25	0	0
43-6014	Secretaries and Administrative Assistants	25	0	0

SOC	Occupational Title	Number of the Top 25 industries with occupation	Number of Apprenticeship Programs	# of active apprentices
37-2011	Janitors and Cleaners, Except Maids and Housekeeping Cleaners	24	1	1
11-1021	General and Operations Managers	23	0	0
13-1151	Training and Development Specialists	23	2	66
33-9032	Security Guards	22	0	0
43-5061	Production, Planning, and Expediting Clerks	19	4	30
43-4161	Human Resources Assistants, Except Payroll and Timekeeping	18	1	1
43-3051	Payroll and Timekeeping Clerks	18	0	0
27-3031	Public Relations Specialists	18	0	0
43-5032	Dispatchers, Except Police, Fire, and Ambulance	17	1	1
41-1011	First-Line Supervisors of Retail Sales Workers	17	1	34
13-1041	Compliance Officers	16	0	0
53-3032	Heavy and Tractor-Trailer Truck Drivers	16	9	472
37-3011	Landscaping and Groundskeeping Workers	15	2	11
37-2012	Maids and Housekeeping Cleaners	15	0	0
43-9021	Data Entry Keyers	14	1	1
13-1111	Management Analysts	14	2	91
51-9061	Inspectors, Testers, Sorters, Samplers, and Weighers	13	3	5
49-9099	Installation, Maintenance, and Repair Workers, All Other	13	0	0
49-3023	Automotive Service Technicians and Mechanics	12	11	2,019
49-3031	Bus and Truck Mechanics and Diesel Engine Specialists	12	6	154
49-9098	Helpers--Installation, Maintenance, and Repair Workers	12	0	0
49-9041	Industrial Machinery Mechanics	12	11	150
39-9032	Recreation Workers	12	0	0
35-2012	Cooks, Institution and Cafeteria	11	1	4

SOC	Occupational Title	Number of the Top 25 industries with occupation	Number of Apprenticeship Programs	# of active apprentices
37-1011	First-Line Supervisors of Housekeeping and Janitorial Workers	11	0	0
51-6011	Laundry and Dry-Cleaning Workers	11	0	0
49-9043	Maintenance Workers, Machinery	11	0	0
47-2141	Painters, Construction and Maintenance	11	10	104
53-7061	Cleaners of Vehicles and Equipment	10	1	23
47-2111	Electricians	10	97	7,605
27-1024	Graphic Designers	10	2	56
17-2112	Industrial Engineers	10	0	0
29-2061	Licensed Practical and Licensed Vocational Nurses	10	2	9
31-9092	Medical Assistants	10	7	123
43-6013	Medical Secretaries and Administrative Assistants	10	1	2
29-1141	Registered Nurses	10	6	3,851
21-1093	Social and Human Service Assistants	10	1	4
51-4121	Welders, Cutters, Solderers, and Brazers	10	12	418
35-1011	Chefs and Head Cooks	9	0	0
17-2141	Mechanical Engineers	9	0	0
17-3023	Electrical and Electronic Engineering Technologists and Technicians	9	4	49
29-2052	Pharmacy Technicians	9	4	53
35-2014	Cooks, Restaurant	9	5	96
49-9021	Heating, Air Conditioning, and Refrigeration Mechanics and Installers	9	29	418
47-2031	Carpenters	9	36	676
47-2061	Construction Laborers	9	39	950
43-9051	Mail Clerks and Mail Machine Operators, Except Postal Service	8	0	0
41-4011	Sales Representatives, Wholesale and Manufacturing, Technical and Scientific Products	8	1	1
43-9041	Insurance Claims and Policy Processing Clerks	8	2	4

SOC	Occupational Title	Number of the Top 25 industries with occupation	Number of Apprenticeship Programs	# of active apprentices
49-2094	Electrical and Electronics Repairers, Commercial and Industrial Equipment	8	1	23
21-1091	Health Education Specialists	8	7	29
39-9011	Childcare Workers	8	2	177
47-2152	Plumbers, Pipefitters, and Steamfitters	8	79	3,133
43-4081	Hotel, Motel, and Resort Desk Clerks	7	0	0
29-2053	Psychiatric Technicians	7	0	0
39-9041	Residential Advisors	7	0	0
21-1094	Community Health Workers	7	1	1
27-4011	Audio and Video Technicians	7	1	2
49-3042	Mobile Heavy Equipment Mechanics, Except Engines	7	1	2
51-9199	Production Workers, All Other	7	1	3
51-3011	Bakers	7	1	5
49-9096	Riggers	7	2	7
49-9012	Control and Valve Installers and Repairers, Except Mechanical Door	7	6	14
35-3011	Bartenders	6	0	0
45-2093	Farmworkers, Farm, Ranch, and Aquacultural Animals	6	0	0
23-2011	Paralegals and Legal Assistants	6	1	1
53-7021	Crane and Tower Operators	6	2	7
47-4011	Construction and Building Inspectors	6	1	8
21-1012	Educational, Guidance, and Career Counselors and Advisors	6	1	9
47-2011	Boilermakers	6	4	14
53-2012	Commercial Pilots	6	1	18
49-3011	Aircraft Mechanics and Service Technicians	6	1	27
51-4041	Machinists	6	7	47
49-2022	Telecommunications Equipment Installers and Repairers, Except Line Installers	6	6	98
51-8093	Petroleum Pump System Operators, Refinery Operators, and Gaugers	6	4	159
49-2011	Computer, Automated Teller, and Office Machine Repairers	6	2	286

SOC	Occupational Title	Number of the Top 25 industries with occupation	Number of Apprenticeship Programs	# of active apprentices
47-2073	Operating Engineers and Other Construction Equipment Operators	6	25	330
39-2021	Animal Caretakers	5	0	0
19-4021	Biological Technicians	5	0	0
13-1031	Claims Adjusters, Examiners, and Investigators	5	0	0
47-5081	Helpers--Extraction Workers	5	0	0
19-4099	Life, Physical, and Social Science Technicians, All Other	5	0	0
49-9062	Medical Equipment Repairers	5	0	0
27-1026	Merchandise Displayers and Window Trimmers	5	0	0
51-9023	Mixing and Blending Machine Setters, Operators, and Tenders	5	0	0
49-3053	Outdoor Power Equipment and Other Small Engine Mechanics	5	0	0
41-2022	Parts Salespersons	5	0	0
33-9021	Private Detectives and Investigators	5	0	0
43-5031	Public Safety Telecommunicators	5	0	0
29-2034	Radiologic Technologists and Technicians	5	0	0
29-2055	Surgical Technologists	5	0	0
51-6052	Tailors, Dressmakers, and Custom Sewers	5	0	0
17-3013	Mechanical Drafters	5	2	3
51-6031	Sewing Machine Operators	5	1	3
17-3027	Mechanical Engineering Technologists and Technicians	5	1	14
19-4031	Chemical Technicians	5	1	20
31-9097	Phlebotomists	5	5	55
47-2051	Cement Masons and Concrete Finishers	5	8	77
49-2098	Security and Fire Alarm Systems Installers	5	17	256
17-2011	Aerospace Engineers	4	0	0
43-5011	Cargo and Freight Agents	4	0	0
51-4031	Cutting, Punching, and Press Machine Setters, Operators, and Tenders, Metal and Plastic	4	0	0

SOC	Occupational Title	Number of the Top 25 industries with occupation	Number of Apprenticeship Programs	# of active apprentices
49-2092	Electric Motor, Power Tool, and Related Repairers	4	0	0
43-6012	Legal Secretaries and Administrative Assistants	4	0	0
31-9011	Massage Therapists	4	0	0
17-3011	Architectural and Civil Drafters	4	1	1
31-9091	Dental Assistants	4	1	2
29-2035	Magnetic Resonance Imaging Technologists	4	1	3
17-3026	Industrial Engineering Technologists and Technicians	4	2	4
39-5012	Hairdressers, Hairstylists, and Cosmetologists	4	2	6
27-2012	Producers and Directors	4	2	8
51-4081	Multiple Machine Tool Setters, Operators, and Tenders, Metal and Plastic	4	2	16
47-2171	Reinforcing Iron and Rebar Workers	4	2	19
31-9093	Medical Equipment Preparers	4	1	21
51-2041	Structural Metal Fabricators and Fitters	4	1	31
49-9052	Telecommunications Line Installers and Repairers	4	27	1,153
17-3021	Aerospace Engineering and Operations Technologists and Technicians	3	0	0
49-2097	Audiovisual Equipment Installers and Repairers	3	0	0
49-3022	Automotive Glass Installers and Repairers	3	0	0
37-2019	Building Cleaning Workers, All Other	3	0	0
27-4031	Camera Operators, Television, Video, and Film	3	0	0
53-5021	Captains, Mates, and Pilots of Water Vessels	3	0	0
35-2011	Cooks, Fast Food	3	0	0
17-3012	Electrical and Electronics Drafters	3	0	0
19-2041	Environmental Scientists and Specialists, Including Health	3	0	0
27-1013	Fine Artists, Including Painters, Sculptors, and Illustrators	3	0	0

SOC	Occupational Title	Number of the Top 25 industries with occupation	Number of Apprenticeship Programs	# of active apprentices
27-1025	Interior Designers	3	0	0
17-2131	Materials Engineers	3	0	0
31-9094	Medical Transcriptionists	3	0	0
51-4199	Metal Workers and Plastic Workers, All Other	3	0	0
49-3051	Motorboat Mechanics and Service Technicians	3	0	0
27-2042	Musicians and Singers	3	0	0
47-2071	Paving, Surfacing, and Tamping Equipment Operators	3	0	0
27-4021	Photographers	3	0	0
51-9151	Photographic Process Workers and Processing Machine Operators	3	0	0
31-2022	Physical Therapist Aides	3	0	0
33-3051	Police and Sheriff's Patrol Officers	3	0	0
51-5112	Printing Press Operators	3	0	0
43-9022	Word Processors and Typists	3	0	0
53-5011	Sailors and Marine Oilers	3	1	1
39-5094	Skincare Specialists	3	1	1
17-3031	Surveying and Mapping Technicians	3	1	1
51-8021	Stationary Engineers and Boiler Operators	3	3	4
49-3092	Recreational Vehicle Service Technicians	3	2	7
51-7011	Cabinetmakers and Bench Carpenters	3	1	17
49-2095	Electrical and Electronics Repairers, Powerhouse, Substation, and Relay	3	3	17
47-2021	Brickmasons and Blockmasons	3	4	24
47-2181	Roofers	3	7	41
49-9081	Wind Turbine Service Technicians	3	4	48
49-3021	Automotive Body and Related Repairers	3	5	83
49-9044	Millwrights	3	6	564
49-9051	Electrical Power-Line Installers and Repairers	3	33	1,194
47-2221	Structural Iron and Steel Workers	3	12	1,582
19-2021	Atmospheric and Space Scientists	2	0	0

SOC	Occupational Title	Number of the Top 25 industries with occupation	Number of Apprenticeship Programs	# of active apprentices
51-3021	Butchers and Meat Cutters	2	0	0
47-2041	Carpet Installers	2	0	0
51-8091	Chemical Plant and System Operators	2	0	0
27-1021	Commercial and Industrial Designers	2	0	0
19-1031	Conservation Scientists	2	0	0
51-9032	Cutting and Slicing Machine Setters, Operators, and Tenders	2	0	0
43-9031	Desktop Publishers	2	0	0
49-2093	Electrical and Electronics Installers and Repairers, Transportation Equipment	2	0	0
49-2096	Electronic Equipment Installers and Repairers, Motor Vehicles	2	0	0
51-2031	Engine and Other Machine Assemblers	2	0	0
51-4021	Extruding and Drawing Machine Setters, Operators, and Tenders, Metal and Plastic	2	0	0
49-3041	Farm Equipment Mechanics and Service Technicians	2	0	0
19-4092	Forensic Science Technicians	2	0	0
51-4033	Grinding, Lapping, Polishing, and Buffing Machine Tool Setters, Operators, and Tenders, Metal and Plastic	2	0	0
29-2092	Hearing Aid Specialists	2	0	0
51-4191	Heat Treating Equipment Setters, Operators, and Tenders, Metal and Plastic	2	0	0
51-9071	Jewelers and Precious Stone and Metal Workers	2	0	0
49-9094	Locksmiths and Safe Repairers	2	0	0
39-5092	Manicurists and Pedicurists	2	0	0
49-9011	Mechanical Door Repairers	2	0	0
17-2151	Mining and Geological Engineers, Including Mining Safety Engineers	2	0	0
49-3052	Motorcycle Mechanics	2	0	0
29-2081	Opticians, Dispensing	2	0	0
37-2021	Pest Control Workers	2	0	0

SOC	Occupational Title	Number of the Top 25 industries with occupation	Number of Apprenticeship Programs	# of active apprentices
37-3012	Pesticide Handlers, Sprayers, and Applicators, Vegetation	2	0	0
51-8013	Power Plant Operators	2	0	0
51-5111	Prepress Technicians and Workers	2	0	0
51-5113	Print Binding and Finishing Workers	2	0	0
21-2099	Religious Workers, All Other	2	0	0
51-4023	Rolling Machine Setters, Operators, and Tenders, Metal and Plastic	2	0	0
27-4014	Sound Engineering Technicians	2	0	0
47-2022	Stonemasons	2	0	0
53-7121	Tank Car, Truck, and Ship Loaders	2	0	0
53-6051	Transportation Inspectors	2	0	0
37-3013	Tree Trimmers and Pruners	2	0	0
51-9195	Molders, Shapers, and Casters, Except Metal and Plastic	2	1	1
39-2011	Animal Trainers	2	1	2
27-4032	Film and Video Editors	2	1	3
53-7011	Conveyor Operators and Tenders	2	1	6
51-9012	Separating, Filtering, Clarifying, Precipitating, and Still Machine Setters, Operators, and Tenders	2	1	6
47-2131	Insulation Workers, Floor, Ceiling, and Wall	2	1	10
49-2021	Radio, Cellular, and Tower Equipment Installers and Repairers	2	2	14
51-6093	Upholsterers	2	1	15
17-3024	Electro-Mechanical and Mechatronics Technologists and Technicians	2	4	18
31-9096	Veterinary Assistants and Laboratory Animal Caretakers	2	1	21
19-1013	Soil and Plant Scientists	2	2	40
51-8031	Water and Wastewater Treatment Plant and System Operators	2	6	43
47-2081	Drywall and Ceiling Tile Installers	2	3	78

SOC	Occupational Title	Number of the Top 25 industries with occupation	Number of Apprenticeship Programs	# of active apprentices
51-9021	Crushing, Grinding, and Polishing Machine Setters, Operators, and Tenders	2	1	81
47-4021	Elevator and Escalator Installers and Repairers	2	4	488
47-2211	Sheet Metal Workers	2	21	707
27-2011	Actors	1	0	0
45-2011	Agricultural Inspectors	1	0	0
53-2022	Airfield Operations Specialists	1	0	0
27-4012	Broadcast Technicians	1	0	0
25-2032	Career/Technical Education Teachers, Secondary School	1	0	0
17-1021	Cartographers and Photogrammetrists	1	0	0
33-3012	Correctional Officers and Jailers	1	0	0
39-3092	Costume Attendants	1	0	0
51-9081	Dental Laboratory Technicians	1	0	0
53-7031	Dredge Operators	1	0	0
39-4011	Embalmers	1	0	0
51-9041	Extruding, Forming, Pressing, and Compacting Machine Setters, Operators, and Tenders	1	0	0
45-4021	Fallers	1	0	0
47-4031	Fence Erectors	1	0	0
45-1011	First-Line Supervisors of Farming, Fishing, and Forestry Workers	1	0	0
33-1021	First-Line Supervisors of Firefighting and Prevention Workers	1	0	0
27-1023	Floral Designers	1	0	0
47-2121	Glaziers	1	0	0
47-4041	Hazardous Materials Removal Workers	1	0	0
19-3093	Historians	1	0	0
51-9082	Medical Appliance Technicians	1	0	0
49-9063	Musical Instrument Repairers and Tuners	1	0	0
51-9083	Ophthalmic Laboratory Technicians	1	0	0
29-2091	Orthotists and Prosthetists	1	0	0
51-9123	Painting, Coating, and Decorating Workers	1	0	0

SOC	Occupational Title	Number of the Top 25 industries with occupation	Number of Apprenticeship Programs	# of active apprentices
51-9196	Paper Goods Machine Setters, Operators, and Tenders	1	0	0
49-3043	Rail Car Repairers	1	0	0
47-5012	Rotary Drill Operators, Oil and Gas	1	0	0
51-6041	Shoe and Leather Workers and Repairers	1	0	0
51-3023	Slaughterers and Meat Packers	1	0	0
43-3071	Tellers	1	0	0
47-2053	Terrazzo Workers and Finishers	1	0	0
51-4122	Welding, Soldering, and Brazing Machine Setters, Operators, and Tenders	1	0	0
51-7042	Woodworking Machine Setters, Operators, and Tenders, Except Sawing	1	0	0
45-2091	Agricultural Equipment Operators	1	1	1
39-5011	Barbers	1	1	6
47-2161	Plasterers and Stucco Masons	1	1	10
47-3011	Helpers--Brickmasons, Blockmasons, Stonemasons, and Tile and Marble Setters	1	1	11
51-4111	Tool and Die Makers	1	5	12
51-4072	Molding, Coremaking, and Casting Machine Setters, Operators, and Tenders, Metal and Plastic	1	2	15
47-2044	Tile and Stone Setters	1	4	18
47-2042	Floor Layers, Except Carpet, Wood, and Hard Tiles	1	7	22
51-2011	Aircraft Structure, Surfaces, Rigging, and Systems Assemblers	1	1	26
47-2082	Tapers	1	1	33
51-4034	Lathe and Turning Machine Tool Setters, Operators, and Tenders, Metal and Plastic	1	3	35
53-3011	Ambulance Drivers and Attendants, Except Emergency Medical Technicians	1	1	51
33-2011	Firefighters	1	3	112

SOC	Occupational Title	Number of the Top 25 industries with occupation	Number of Apprenticeship Programs	# of active apprentices
47-2132	Insulation Workers, Mechanical	1	13	166
49-9031	Home Appliance Repairers	1	5	225
51-9011	Chemical Equipment Operators and Tenders	1	3	305