



Report on
Available Apprenticeships in Texas
Program Year 2024



Texas Workforce Commission
Apprenticeship Training Program

Contents

| | |
|---|----|
| Introduction | 1 |
| Available Apprenticeships in Texas..... | 1 |
| Active Apprenticeship Programs..... | 1 |
| Figure 1: Top 10 Industries with the Largest Numbers of Active Apprenticeship Programs..... | 2 |
| Number of Active Apprentices..... | 2 |
| Figure 2: Top 10 Industries with the Largest Numbers of Active Apprentices | 2 |
| Projected Growth by Industry and Number of Apprentices per Industry | 3 |
| Table 1. Industries Projected to Add the Most Jobs from 2020-2030 and Number of Apprentices | 3 |
| Locations of Apprenticeship Programs | 4 |
| Table 2: Apprenticeable Occupations with Active Apprenticeship Programs | 7 |
| Conclusion and Recommendations | 10 |
| Appendix A: Active Apprenticeship Programs by Industry | 11 |
| Appendix B: Active Apprentices by Industry..... | 12 |
| Appendix C: Active Apprenticeship Programs by Workforce Development Area | 13 |
| Appendix D: Occupations in the Fastest Growing Industries..... | 17 |

Introduction

[Texas Labor Code §302.0191](#) states that the Texas Workforce Commission (TWC) must report on active apprenticeship programs in the state and make recommendations to expand the availability of apprenticeship programs in emerging and high-demand industries and occupations.

This report includes a description of the current apprenticeship landscape in Texas, an analysis of high demand industries and occupations, and an overview of active apprenticeship programs meeting workforce needs. This report will conclude with recommendations on how to expand apprenticeship programs in Texas.

The apprenticeship data used in this report is provided by US Department of Labor and reflects active Texas apprenticeships during program year 2024 (PY24). An active apprenticeship program is defined as active if it has at least one active apprenticeship participating in the program at the time of this report.

Industry projections and occupational staffing pattern data are sourced from the Texas Workforce Commission (TWC) Labor Market and Career Information. Industries are classified using the North American Industry Classification System (NAICS) and occupations are defined using the federal Standard Occupational Classification (SOC) system.

Available Apprenticeships in Texas

Active Apprenticeship Programs

At the time of this report, there are 863 active apprenticeship programs offering training in 48 industry [sectors or subsectors](#)¹. The industries represented range from construction and mining to education and real estate. A list of industries and the number of active programs is in [Appendix A](#).

¹ For purposes of analysis, the Bureau of Labor and Statistics combines NAICS sectors into groupings called "supersectors." Supersectors contain sectors that are broken down further into subsectors. One way to envision this hierarchy is Supersector → Sector → Subsector.

Figure 1: Top 10 Industries with the Largest Numbers of Active Apprenticeship Programs

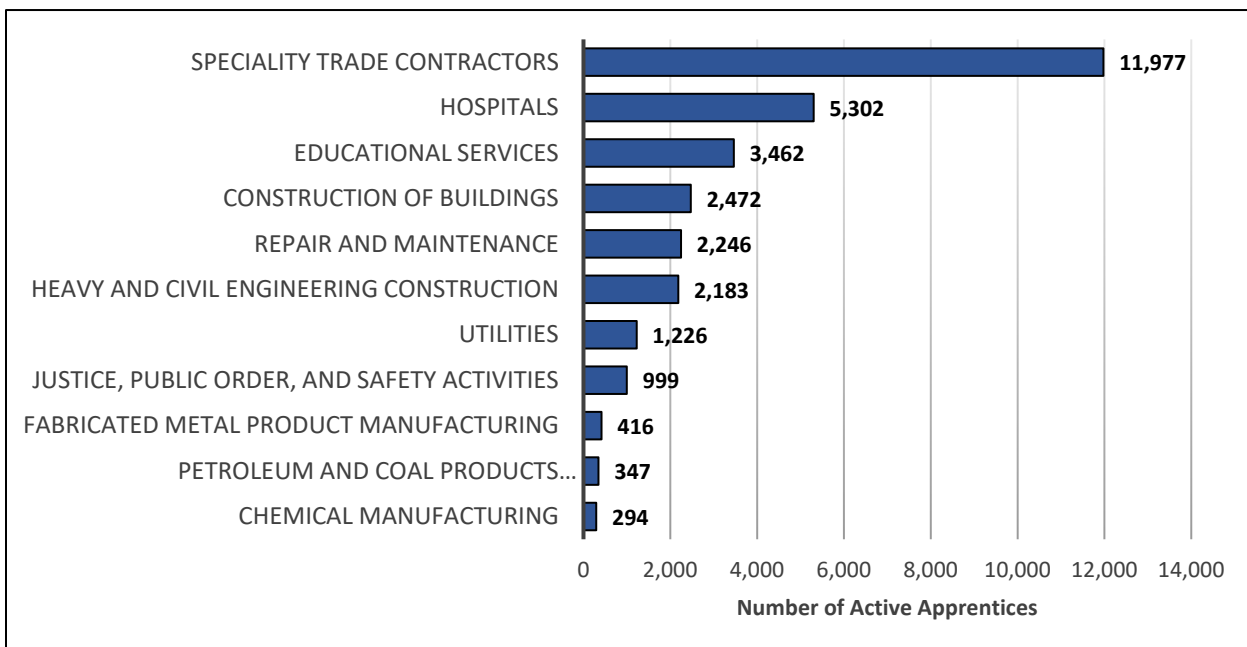


Specialty Trade Contractors (NAICS 238), which includes foundation, structure, and building exterior contractors; building equipment contractors; and building finishing contractors, make up almost 18% of the active apprenticeship programs in Texas followed by Educational Services (NAICS 611) and Utilities (NAICS 221)

Number of Active Apprentices

There are approximately 32,625 active apprentices in the state of Texas. Apprenticeship programs within the Specialty Trade Contractor, Hospital, and Educational Services industries contain over half of these individuals.

Figure 2: Top 10 Industries with the Largest Numbers of Active Apprentices



The full count of active apprentices and their programs can be found in [Appendix B](#).

Projected Growth by Industry and Number of Apprentices per Industry

As detailed in the table below, there are active apprenticeship programs in Texas for a majority of the 25 industries projected to add the most jobs over the next ten years. Currently, only seven industries do not have active programs.

When reviewing the table, it is important to consider the current staffing of the industries listed. For example, “[Food Services and Drinking Places](#)” shows a 34.4% change by 2030 with five apprentices currently working within occupations such as fast food and restaurant cooks. In comparison, “[Educational Services](#)” shows a 13.6% growth with 3,462 apprentices currently working within occupations such as education administrators and elementary school teachers.

Table 1. Industries Projected to Add the Most Jobs from 2020-2030 and Number of Apprentices

| Industry Title | Annual Average Employment 2020 | Annual Average Employment 2030 | Number Change 2020-2030 | Percent Change 2020-2030 | Number of Apprentices |
|--|--------------------------------|--------------------------------|-------------------------|--------------------------|-----------------------|
| Food Services and Drinking Places | 962,426 | 1,293,835 | 331,409 | 34.4 | 5 |
| Professional, Scientific, and Technical Services | 761,785 | 965,920 | 204,135 | 26.8 | 132 |
| Ambulatory Health Care Services | 736,521 | 930,948 | 194,427 | 26.4 | 63 |
| Educational Services | 1,187,797 | 1,349,674 | 161,877 | 13.6 | 3,462 |
| Administrative and Support Services | 702,157 | 839,658 | 137,501 | 19.6 | 234 |
| Specialty Trade Contractors | 409,418 | 495,644 | 86,226 | 21.1 | 11,977 |
| Hospitals | 434,260 | 505,717 | 71,457 | 16.5 | 5,302 |
| Social Assistance | 215,931 | 286,083 | 70,152 | 32.5 | 256 |
| Support Activities for Mining | 106,210 | 160,913 | 54,703 | 51.5 | 30 |
| Heavy and Civil Engineering Construction | 162,794 | 211,602 | 48,808 | 30.0 | 2,183 |
| Management of Companies and Enterprises | 143,907 | 190,154 | 46,247 | 32.1 | 0 |
| Accommodation | 95,883 | 128,251 | 32,368 | 33.8 | 0 |
| Insurance Carriers and Related Activities | 190,411 | 222,417 | 32,006 | 16.8 | 111 |
| Nursing and Residential Care Facilities | 181,025 | 212,398 | 31,373 | 17.3 | 0 |
| Personal and Laundry Services | 102,628 | 132,955 | 30,327 | 29.6 | 13 |
| Real Estate | 155,027 | 185,085 | 30,058 | 19.4 | 1 |
| Motor Vehicle and Parts Dealers | 179,454 | 209,022 | 29,568 | 16.5 | 4 |

| Industry Title | Annual Average Employment 2020 | Annual Average Employment 2030 | Number Change 2020-2030 | Percent Change 2020-2030 | Number of Apprentices |
|--|--------------------------------|--------------------------------|-------------------------|--------------------------|-----------------------|
| Merchant Wholesalers, Durable Goods | 186,695 | 215,867 | 29,172 | 15.6 | 3 |
| Truck Transportation | 137,998 | 167,096 | 29,098 | 21.1 | 38 |
| Religious, Grantmaking, Civic, Professional, and Similar Organizations | 160,675 | 189,148 | 28,473 | 17.7 | 130 |
| Warehousing and Storage | 121,867 | 148,647 | 26,780 | 22.0 | 0 |
| Amusement, Gambling, and Recreation Industries | 84,567 | 110,846 | 26,279 | 31.1 | 0 |
| Repair and Maintenance | 128,190 | 153,310 | 25,120 | 19.6 | 2,246 |
| General Merchandise Stores | 270,020 | 292,309 | 22,289 | 8.3 | 0 |
| Couriers and Messengers | 77,314 | 98,287 | 20,973 | 27.1 | 0 |

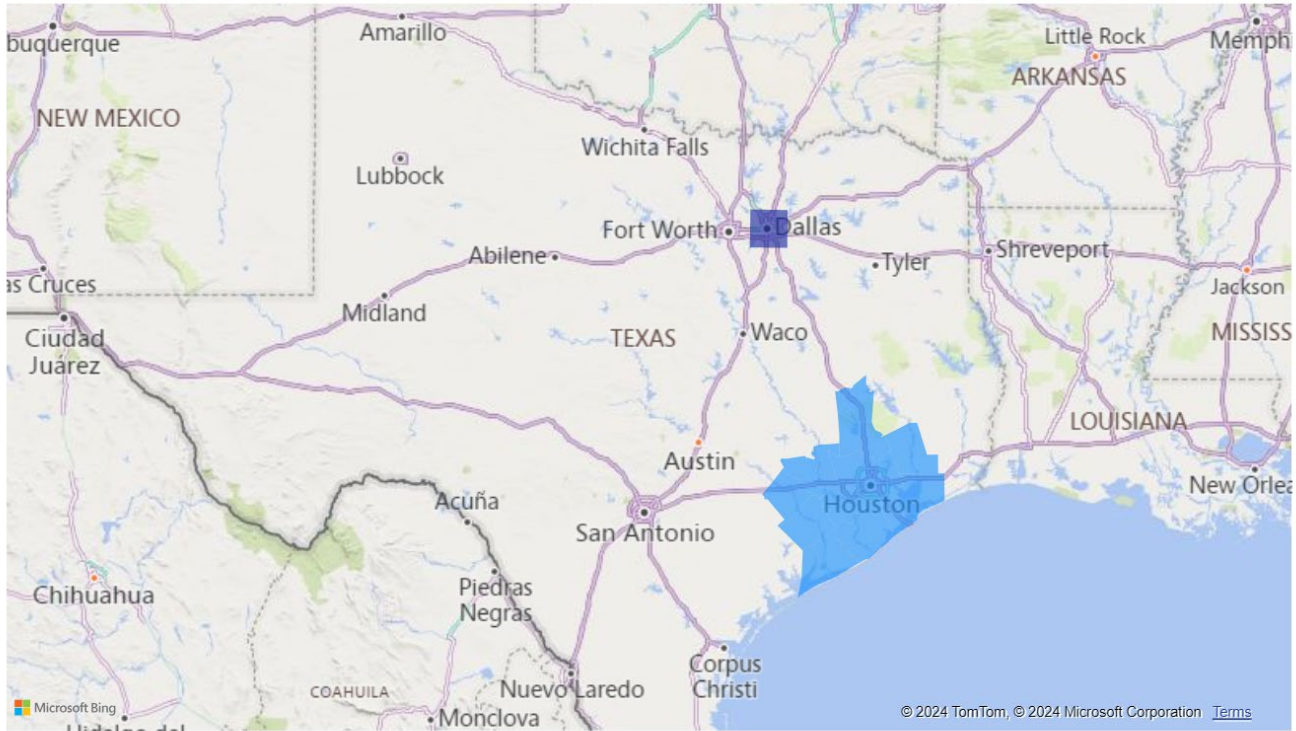
Locations of Apprenticeship Programs

Because of the vastness of our state—254 counties across 28 Workforce Development Areas (WDAs)—it is helpful to examine the locations of active apprenticeship programs to determine if they are meeting the needs of the state’s emerging and in-demand industries and to consider ease of access for current and future apprentices.

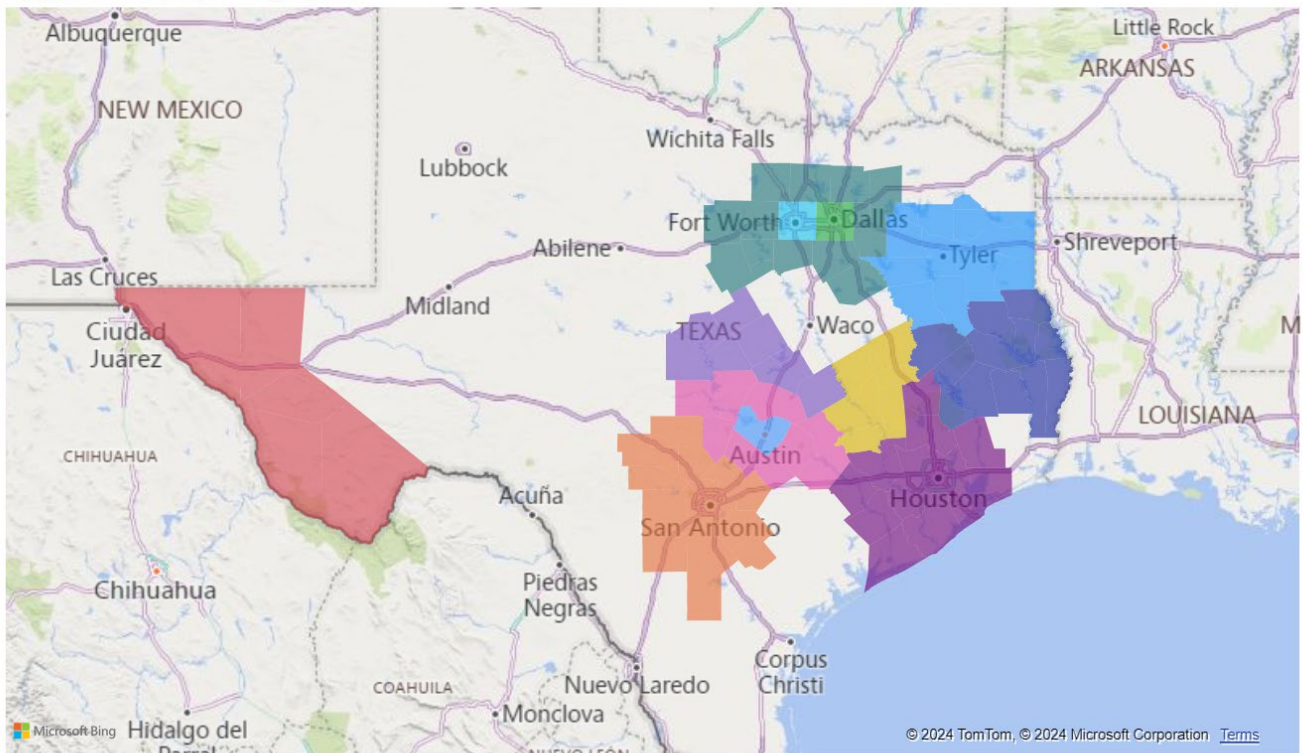
The following maps show the WDAs containing active apprenticeship programs for the five industries projected to add the most jobs from 2020 through 2030:

- Food Services and Drinking Places
- Professional, Technical, and Scientific Services
- Ambulatory Healthcare Services
- Educational Services
- Administrative and Support Services

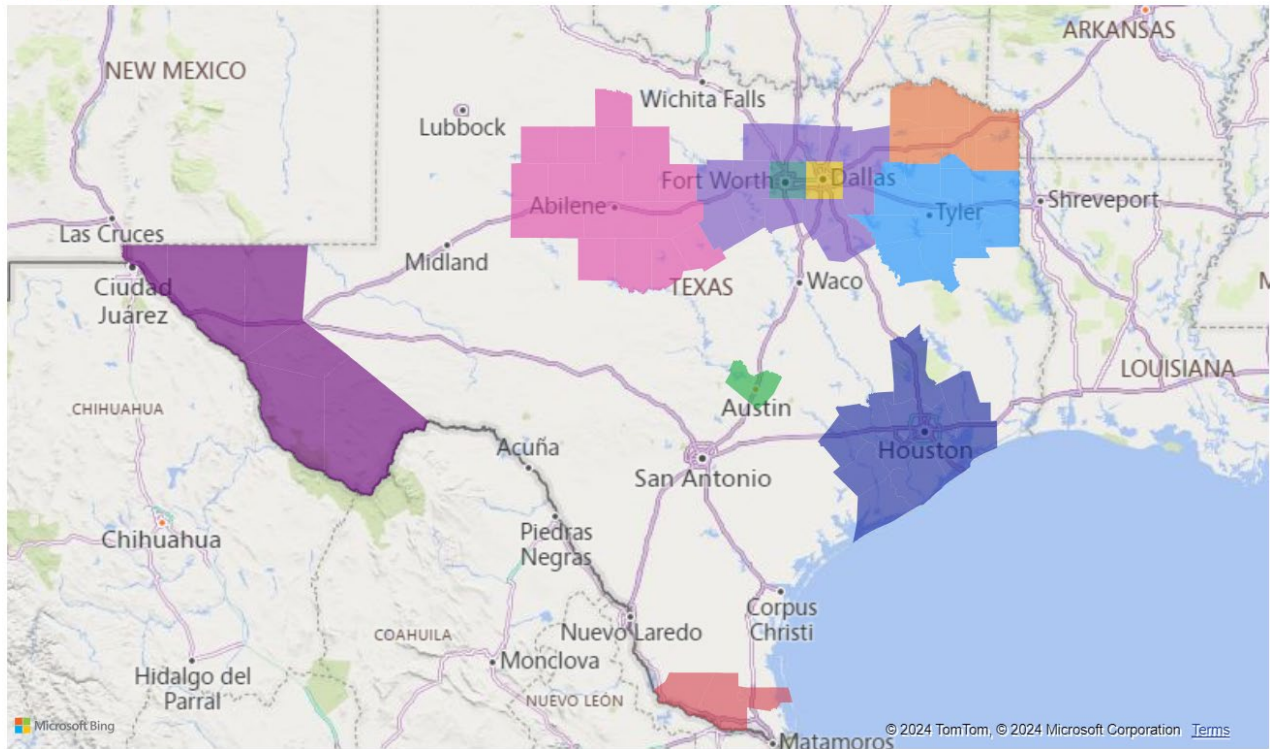
Workforce Development Areas with Food Service and Drinking Places Apprenticeship Programs



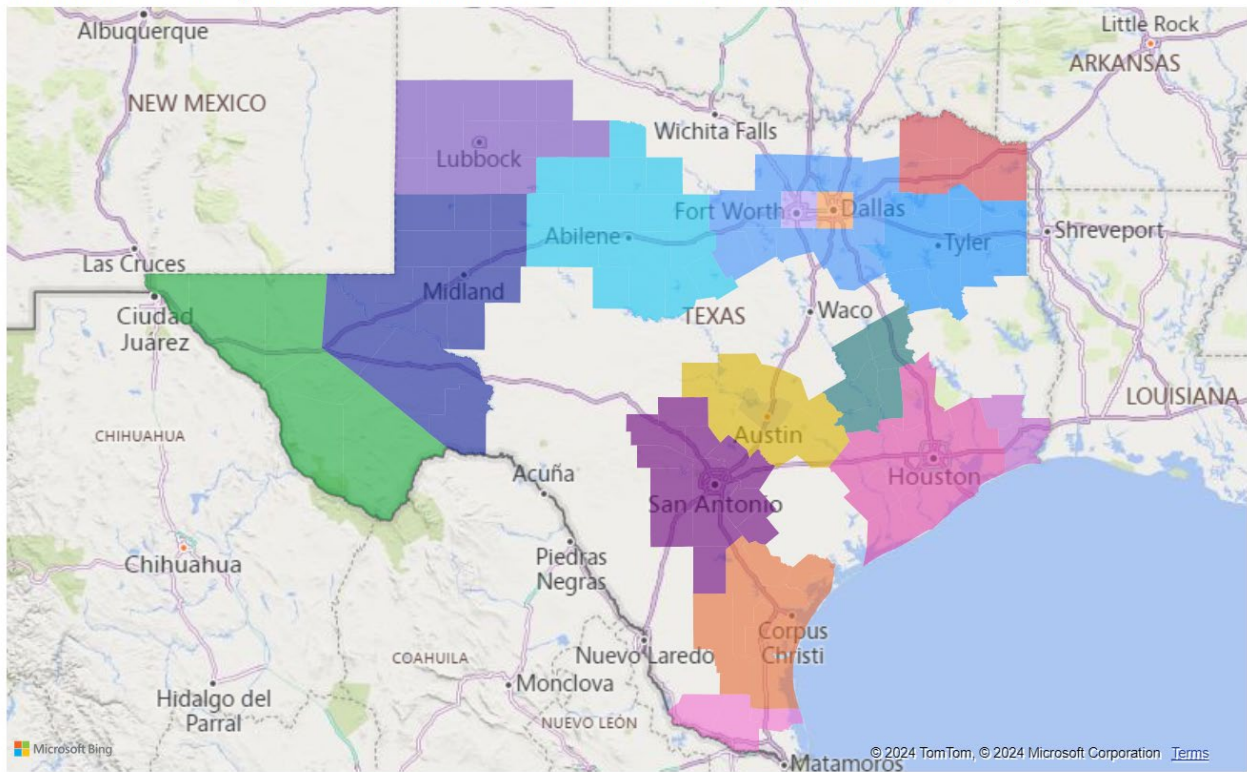
Workforce Development Areas with Professional, Scientific, and Technical Service Apprenticeship Programs



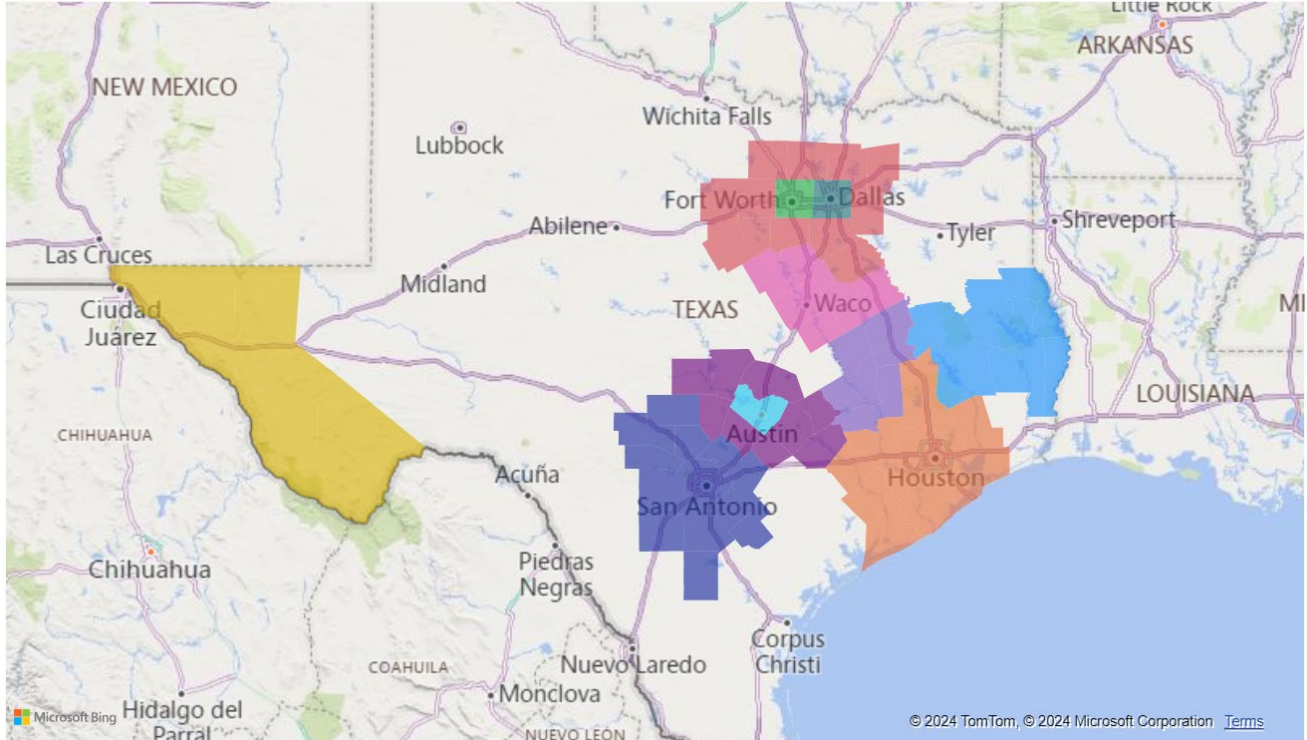
Workforce Development Areas with Ambulatory Health Care Services Apprenticeship Programs



Workforce Development Areas with Educational Services Apprenticeship Programs



Workforce Development Areas with Administrative and Support Services Apprenticeship Programs



The complete list of industries and the number of apprenticeship programs located in each WDA are in [Appendix C](#).

Table 2: Apprenticeable Occupations with Active Apprenticeship Programs

The following table provides a portion of the occupations included in the staffing patterns² for the industries projected to add the most jobs from 2020-2030 (listed in [Table 1](#)). The occupations are ranked high to low by how many industry staffing patterns contain each occupation.

| SOC | Occupational Title | Count of Top 25 industries with occupation in staffing pattern | Number of Apprenticeship Programs | Number of active apprentices |
|----------------|--|--|-----------------------------------|------------------------------|
| 43-3031 | Bookkeeping, Accounting, and Auditing Clerks | 25 | 3 | 8 |
| 13-1071 | Human Resources Specialists | 25 | 2 | 9 |
| 49-9071 | Maintenance and Repair Workers, General | 25 | 6 | 166 |
| 43-9061 | Office Clerks, General | 25 | 0 | 0 |
| 43-6014 | Secretaries and Administrative Assistants | 25 | 0 | 0 |

² Staffing patterns are lists of occupations and the number of employees in each occupation within an industry.

| SOC | Occupational Title | Count of Top 25 industries with occupation in staffing pattern | Number of Apprenticeship Programs | Number of active apprentices |
|----------------|---|---|--|-------------------------------------|
| 37-2011 | Janitors and Cleaners, Except Maids and Housekeeping Cleaners | 24 | 1 | 1 |
| 11-1021 | General and Operations Managers | 23 | 0 | 0 |
| 13-1151 | Training and Development Specialists | 23 | 2 | 66 |
| 33-9032 | Security Guards | 22 | 0 | 0 |
| 43-5061 | Production, Planning, and Expediting Clerks | 19 | 4 | 30 |
| 43-4161 | Human Resources Assistants, Except Payroll and Timekeeping | 18 | 1 | 1 |
| 43-3051 | Payroll and Timekeeping Clerks | 18 | 0 | 0 |
| 27-3031 | Public Relations Specialists | 18 | 0 | 0 |
| 43-5032 | Dispatchers, Except Police, Fire, and Ambulance | 17 | 1 | 1 |
| 41-1011 | First-Line Supervisors of Retail Sales Workers | 17 | 1 | 34 |
| 13-1041 | Compliance Officers | 16 | 0 | 0 |
| 53-3032 | Heavy and Tractor-Trailer Truck Drivers | 16 | 9 | 472 |
| 37-3011 | Landscaping and Groundskeeping Workers | 15 | 2 | 11 |
| 37-2012 | Maids and Housekeeping Cleaners | 15 | 0 | 0 |
| 43-9021 | Data Entry Keyers | 14 | 1 | 1 |
| 13-1111 | Management Analysts | 14 | 2 | 91 |
| 51-9061 | Inspectors, Testers, Sorters, Samplers, and Weighers | 13 | 3 | 5 |
| 49-9099 | Installation, Maintenance, and Repair Workers, All Other | 13 | 0 | 0 |

| SOC | Occupational Title | Count of Top 25 industries with occupation in staffing pattern | Number of Apprenticeship Programs | Number of active apprentices |
|----------------|---|---|--|-------------------------------------|
| 49-3023 | Automotive Service Technicians and Mechanics | 12 | 11 | 2,019 |
| 49-3031 | Bus and Truck Mechanics and Diesel Engine Specialists | 12 | 6 | 154 |
| 49-9098 | Helpers--Installation, Maintenance, and Repair Workers | 12 | 0 | 0 |
| 49-9041 | Industrial Machinery Mechanics | 12 | 11 | 150 |
| 39-9032 | Recreation Workers | 12 | 0 | 0 |
| 35-2012 | Cooks, Institution and Cafeteria | 11 | 1 | 4 |
| 37-1011 | First-Line Supervisors of Housekeeping and Janitorial Workers | 11 | 0 | 0 |
| 51-6011 | Laundry and Dry-Cleaning Workers | 11 | 0 | 0 |
| 49-9043 | Maintenance Workers, Machinery | 11 | 0 | 0 |
| 47-2141 | Painters, Construction and Maintenance | 11 | 10 | 104 |
| 53-7061 | Cleaners of Vehicles and Equipment | 10 | 1 | 23 |
| 47-2111 | Electricians | 10 | 97 | 7,605 |
| 27-1024 | Graphic Designers | 10 | 2 | 56 |
| 17-2112 | Industrial Engineers | 10 | 0 | 0 |
| 29-2061 | Licensed Practical and Licensed Vocational Nurses | 10 | 2 | 9 |
| 31-9092 | Medical Assistants | 10 | 7 | 123 |
| 43-6013 | Medical Secretaries and Administrative Assistants | 10 | 1 | 2 |
| 29-1141 | Registered Nurses | 10 | 6 | 3,851 |
| 21-1093 | Social and Human Service Assistants | 10 | 1 | 4 |
| 51-4121 | Welders, Cutters, Solderers, and Brazers | 10 | 12 | 418 |

The full table containing the 260 occupations included in the fastest growing industries is in [Appendix D](#).

Conclusion and Recommendations

When measured in the context of numbers of active apprenticeship programs and apprentices within the state’s fastest growing industries, Texas appears to be well poised to meet future labor market demands through the apprenticeship model. Industries within the Specialty Trade Contractors subsector, for example, have a long history of using the apprenticeship training model to create and maintain worker pipelines that ensure a consistent supply of highly skilled employees. Educational Services, on the other hand, is relatively new to the apprenticeship model but shows promise in growth. At the time of this report, numerous local education agencies are turning to the apprenticeship model to address current shortages. This growth gives evidence that industries not typically associated with apprenticeships are beginning to see the benefits of a “earn while you learn” model.

In contrast, some industries—especially those projected to grow the fastest—do not appear to have the numbers of active programs and apprentices to meet future demands. Food Service and Drinking Places, for example, is projected to grow the fastest through 2030, but currently there are only two active programs and five active apprentices contained within one WDA. Employers within this industry will continue to explore innovative approaches to hiring, training, and retaining workers. The apprenticeship training model is an approach that should be considered.

Through the state’s [Texas Education Code Chapter 133](#) program, through federal initiatives, and through a state-funded model known as the Texas Industry Recognized Apprenticeship (TIRA) program, TWC will continue to support apprenticeship programs throughout Texas.

Recommendations for work in the expansion of apprenticeship programs to meet the employment needs of emerging and high-demand industries include the following:

1. Continue to promote and support work-based learning models, including the apprenticeship training model.
2. Collaborate extensively with employers and other stakeholders to address training needs and to create or expand apprenticeship opportunities within emerging and high-demand industries.
3. Increase apprenticeship opportunities for high school students by implementing programs in which the first year of an apprenticeship can be completed while still enrolled in high school.

TWC will continue to work with new and existing programs to promote growth and innovation and to ensure successful, sustainable apprenticeship models that meet the labor market needs of a strong, vital, and growing Texas economy.

Appendix A: Active Apprenticeship Programs by Industry

| 3 Digit NAICS (Industry Super Sector) | NAICS Title | Number of Apprenticeship Programs |
|--|---|--|
| 238 | Specialty Trade Contractors | 152 |
| 611 | Educational Services | 53 |
| 221 | Utilities | 47 |
| 237 | Heavy and Civil Engineering Construction | 32 |
| 236 | Construction of Buildings | 28 |
| 811 | Repair and Maintenance | 18 |
| 541 | Professional, Scientific, and Technical Services | 16 |
| 561 | Administrative and Support Services | 14 |
| 332 | Fabricated Metal Product Manufacturing | 12 |
| 333 | Machinery Manufacturing | 9 |
| 621 | Ambulatory Health Care Services | 9 |
| 622 | Hospitals | 9 |
| 325 | Chemical Manufacturing | 8 |
| 923 | Administration of Human Resource Programs | 7 |
| 624 | Social Assistance | 6 |
| 812 | Personal and Laundry Services | 6 |
| 813 | Religious, Grantmaking, Civic, Professional, and Similar Organizations. | 6 |
| 922 | Justice, Public Order, and Safety Activities | 6 |
| 327 | Nonmetallic Mineral Product Manufacturing (| 4 |
| 213 | Support Activities for Mining | 3 |
| 324 | Petroleum and Coal Products Manufacturing | 3 |
| 326 | Plastics and Rubber Products Manufacturing | 3 |
| 336 | Transportation Equipment Manufacturing | 3 |
| 441 | Motor Vehicle and Parts Dealers | 3 |
| 484 | Truck Transportation | 3 |
| 518 | Data Processing, Hosting, and Related Services | 3 |
| 562 | Waste Management and Remediation Services | 3 |
| 334 | Computer and Electronic Product Manufacturing | 2 |
| 339 | Miscellaneous Manufacturing | 2 |
| 488 | Support Activities for Transportation | 2 |
| 524 | Insurance Carriers and Related Activities | 2 |
| 722 | Food Services and Drinking Places | 2 |
| 111 | Crop Production | 1 |
| 115 | Animal Production | 1 |
| 311 | Food Manufacturing | 1 |
| 331 | Primary Metal Manufacturing | 1 |
| 423 | Merchant Wholesalers, Durable Goods | 1 |
| 453 | Miscellaneous Store Retailers | 1 |
| 456 | Health and Personal Care Retailers | 1 |

| 3 Digit NAICS (Industry Super Sector) | NAICS Title | Number of Apprenticeship Programs |
|--|--|--|
| 459 | Sporting Goods, Hobby, Musical Instrument, Book, and Miscellaneous Retailers | 1 |
| 481 | Air Transportation | 1 |
| 483 | Water Transportation | 1 |
| 513 | Publishing Industries | 1 |
| 519 | Other Information Services | 1 |
| 522 | Credit Intermediation and Related Activities | 1 |
| 531 | Real Estate | 1 |
| 921 | Executive, Legislative, and Other General Government Support | 1 |
| 924 | Administration of Environmental Quality Programs | 1 |

Appendix B: Active Apprentices by Industry

| 3 Digit NAICS (Industry Super Sector) | NAICS Title | # of Current Active Apprentices |
|--|---|--|
| 238 | Specialty Trade Contractors | 11,977 |
| 622 | Hospitals | 5,302 |
| 611 | Educational Services | 3,462 |
| 236 | Construction of Buildings | 2,472 |
| 811 | Repair and Maintenance | 2,246 |
| 237 | Heavy and Civil Engineering Construction | 2,183 |
| 221 | Utilities | 1,226 |
| 922 | Justice, Public Order, and Safety Activities | 999 |
| 332 | Fabricated Metal Product Manufacturing | 416 |
| 324 | Petroleum and Coal Products Manufacturing | 347 |
| 325 | Chemical Manufacturing | 294 |
| 624 | Social Assistance | 256 |
| 561 | Administrative and Support Services | 234 |
| 541 | Professional, Scientific, and Technical Services | 132 |
| 813 | Religious, Grantmaking, Civic, Professional, and Similar Organizations. | 130 |
| 562 | Waste Management and Remediation Services | 123 |
| 524 | Insurance Carriers and Related Activities | 111 |
| 336 | Transportation Equipment Manufacturing | 85 |
| 453 | Miscellaneous Store Retailers | 81 |
| 333 | Machinery Manufacturing | 80 |
| 923 | Administration of Human Resource Programs | 73 |
| 621 | Ambulatory Health Care Services | 63 |
| 327 | Nonmetallic Mineral Product Manufacturing (| 38 |
| 484 | Truck Transportation | 38 |
| 326 | Plastics and Rubber Products Manufacturing | 36 |
| 481 | Air Transportation | 31 |

| 3 Digit NAICS (Industry Super Sector) | NAICS Title | # of Current Active Apprentices |
|--|--|--|
| 213 | Support Activities for Mining | 30 |
| 921 | Executive, Legislative, and Other General Government Support | 28 |
| 488 | Support Activities for Transportation | 24 |
| 339 | Miscellaneous Manufacturing | 18 |
| 334 | Computer and Electronic Product Manufacturing | 16 |
| 518 | Data Processing, Hosting, and Related Services | 14 |
| 812 | Personal and Laundry Services | 13 |
| 513 | Publishing Industries | 6 |
| 722 | Food Services and Drinking Places | 5 |
| 483 | Water Transportation | 5 |
| 311 | Food Manufacturing | 4 |
| 456 | Health and Personal Care Retailers | 4 |
| 441 | Motor Vehicle and Parts Dealers | 4 |
| 331 | Primary Metal Manufacturing | 4 |
| 924 | Administration of Environmental Quality Programs | 3 |
| 115 | Animal Production | 3 |
| 423 | Merchant Wholesalers, Durable Goods | 3 |
| 522 | Credit Intermediation and Related Activities | 2 |
| 111 | Crop Production | 1 |
| 519 | Other Information Services | 1 |
| 531 | Real Estate | 1 |
| 459 | Sporting Goods, Hobby, Musical Instrument, Book, and Miscellaneous Retailers | 1 |

Appendix C: Active Apprenticeship Programs by Workforce Development Area

Accommodation and Food Service

| WDA | Number of Active Apprenticeship Programs |
|---------------|---|
| Dallas County | 4 |
| Gulf Coast | 1 |
| Grand Total | 5 |

Administrative and Support and Waste Management and Remediation Services

| WDA | Number of Active Apprenticeship Programs |
|-------------|---|
| Gulf Coast | 1 |
| North Texas | 3 |

Construction

| WDA | Number of Active Apprenticeship Programs |
|---------------|---|
| Alamo | 2,535 |
| Borderplex | 1,151 |
| Brazos Valley | 88 |
| Capital Area | 2,145 |

| WDA | Number of Active Apprenticeship Programs |
|-------------------------|---|
| Central Texas | 10 |
| Coastal Bend | 496 |
| Concho Valley | 5 |
| Dallas County | 1,701 |
| East Texas | 28 |
| Golden Crescent | 9 |
| Gulf Coast | 5,357 |
| Heart of Texas | 132 |
| Lower Rio Grande Valley | 92 |
| North Central | 953 |
| North East | 51 |
| North Texas | 71 |
| Panhandle | 231 |
| Permian Basin | 79 |
| Rural Capital | 63 |
| South East Texas | 269 |
| South Plains | 201 |
| South Texas | 6 |
| Tarrant County | 926 |
| West Central | 33 |

Educational Services

| WDA | Number of Active Apprenticeship Programs |
|-------------------------|---|
| Alamo | 76 |
| Brazos Valley | 3 |
| Cameron | 37 |
| Capital Area | 290 |
| Coastal Bend | 1 |
| Dallas County | 581 |
| East Texas | 2 |
| Gulf Coast | 1,609 |
| Lower Rio Grande Valley | 281 |
| North Central | 163 |
| North East | 6 |
| Permian Basin | 97 |
| South East Texas | 92 |
| South Plains | 8 |
| Tarrant County | 209 |
| West Central | 7 |

Finance and Insurance

| WDA | Number of Active Apprenticeship Programs |
|------------|---|
| Alamo | 2 |

| WDA | Number of Active Apprenticeship Programs |
|------------|---|
| Gulf Coast | 111 |

Health Care and Social Assistance

| WDA | Number of Active Apprenticeship Programs |
|----------------|---|
| Borderplex | 4 |
| Capital Area | 21 |
| Dallas County | 4,917 |
| East Texas | 27 |
| Gulf Coast | 210 |
| Heart of Texas | 12 |
| North Central | 7 |
| North Texas | 13 |
| Panhandle | 48 |
| Permian Basin | 65 |
| Rural Capital | 213 |
| South Plains | 8 |
| Tarrant County | 74 |
| West Central | 2 |

Information

| WDA | Number of Active Apprenticeship Programs |
|----------------|---|
| Central Texas | 7 |
| Gulf Coast | 12 |
| Tarrant County | 2 |

Manufacturing

| WDA | Number of Active Apprenticeship Programs |
|------------------|---|
| Alamo | 76 |
| Borderplex | 2 |
| Cameron | 5 |
| Capital Area | 23 |
| Coastal Bend | 91 |
| East Texas | 227 |
| Gulf Coast | 492 |
| Heart of Texas | 2 |
| North Central | 48 |
| North East | 1 |
| Panhandle | 4 |
| South East Texas | 2 |
| Tarrant County | 362 |

Mining, Quarrying, and Oil and Gas Extraction

| WDA | Number of Active Apprenticeship Programs |
|------------|---|
| Gulf Coast | 26 |

| WDA | Number of Active Apprenticeship Programs |
|---------------|---|
| Permian Basin | 4 |

Other Services (except Public Administration)

| WDA | Number of Active Apprenticeship Programs |
|----------------|---|
| Alamo | 3 |
| Borderplex | 56 |
| Capital Area | 5 |
| Central Texas | 65 |
| Dallas County | 31 |
| Gulf Coast | 116 |
| North Central | 1,981 |
| South Plains | 4 |
| Tarrant County | 2 |
| West Central | 4 |

Professional, Scientific, and Technical Services

| WDA | Number of Active Apprenticeship Programs |
|-----------------|---|
| Brazos Valley | 5 |
| Capital Area | 16 |
| Dallas County | 77 |
| Deep East Texas | 22 |
| Gulf Coast | 6 |
| North Central | 5 |
| Tarrant County | 1 |

Public Administration (not covered in economic census)

| WDA | Number of Active Apprenticeship Programs |
|----------------|---|
| Alamo | 6 |
| Borderplex | 12 |
| Capital Area | 3 |
| Coastal Bend | 1 |
| Dallas County | 7 |
| East Texas | 19 |
| Gulf Coast | 959 |
| Tarrant County | 96 |

Real Estate and Rental and Leasing

| WDA | Number of Active Apprenticeship Programs |
|------------|---|
| Gulf Coast | 1 |

Retail Trade

| WDA | Number of Active Apprenticeship Programs |
|---------------|---|
| Capital Area | 1 |
| Central Texas | 1 |

| WDA | Number of Active Apprenticeship Programs |
|---------------|---|
| Dallas County | 6 |
| Rural Capital | 1 |

Transportation and Warehousing

| WDA | Number of Active Apprenticeship Programs |
|---------------|---|
| Capital Area | 11 |
| Dallas County | 36 |
| Gulf Coast | 51 |

Utilities

| WDA | Number of Active Apprenticeship Programs |
|------------------|---|
| Alamo | 154 |
| Borderplex | 46 |
| Brazos Valley | 25 |
| Capital Area | 154 |
| Coastal Bend | 7 |
| Dallas County | 66 |
| Gulf Coast | 71 |
| Heart of Texas | 10 |
| North Central | 69 |
| Panhandle | 137 |
| Permian Basin | 8 |
| Rural Capital | 149 |
| South East Texas | 143 |
| South Plains | 3 |
| Texoma | 3 |
| West Central | 181 |

Wholesale Trade

| WDA | Number of Active Apprenticeship Programs |
|------------|---|
| Alamo | 3 |

Appendix D: Occupations in the Fastest Growing Industries

| SOC | Occupational Title | Number of the Top 25 industries with occupation | Number of Apprenticeship Programs | # of active apprentices |
|------------|--|--|--|--------------------------------|
| 43-3031 | Bookkeeping, Accounting, and Auditing Clerks | 25 | 3 | 8 |
| 13-1071 | Human Resources Specialists | 25 | 2 | 9 |
| 49-9071 | Maintenance and Repair Workers, General | 25 | 6 | 166 |
| 43-9061 | Office Clerks, General | 25 | 0 | 0 |
| 43-6014 | Secretaries and Administrative Assistants | 25 | 0 | 0 |

| SOC | Occupational Title | Number of the Top 25 industries with occupation | Number of Apprenticeship Programs | # of active apprentices |
|---------|---|---|-----------------------------------|-------------------------|
| 37-2011 | Janitors and Cleaners, Except Maids and Housekeeping Cleaners | 24 | 1 | 1 |
| 11-1021 | General and Operations Managers | 23 | 0 | 0 |
| 13-1151 | Training and Development Specialists | 23 | 2 | 66 |
| 33-9032 | Security Guards | 22 | 0 | 0 |
| 43-5061 | Production, Planning, and Expediting Clerks | 19 | 4 | 30 |
| 43-4161 | Human Resources Assistants, Except Payroll and Timekeeping | 18 | 1 | 1 |
| 43-3051 | Payroll and Timekeeping Clerks | 18 | 0 | 0 |
| 27-3031 | Public Relations Specialists | 18 | 0 | 0 |
| 43-5032 | Dispatchers, Except Police, Fire, and Ambulance | 17 | 1 | 1 |
| 41-1011 | First-Line Supervisors of Retail Sales Workers | 17 | 1 | 34 |
| 13-1041 | Compliance Officers | 16 | 0 | 0 |
| 53-3032 | Heavy and Tractor-Trailer Truck Drivers | 16 | 9 | 472 |
| 37-3011 | Landscaping and Groundskeeping Workers | 15 | 2 | 11 |
| 37-2012 | Maids and Housekeeping Cleaners | 15 | 0 | 0 |
| 43-9021 | Data Entry Keyers | 14 | 1 | 1 |
| 13-1111 | Management Analysts | 14 | 2 | 91 |
| 51-9061 | Inspectors, Testers, Sorters, Samplers, and Weighers | 13 | 3 | 5 |
| 49-9099 | Installation, Maintenance, and Repair Workers, All Other | 13 | 0 | 0 |
| 49-3023 | Automotive Service Technicians and Mechanics | 12 | 11 | 2,019 |
| 49-3031 | Bus and Truck Mechanics and Diesel Engine Specialists | 12 | 6 | 154 |
| 49-9098 | Helpers--Installation, Maintenance, and Repair Workers | 12 | 0 | 0 |
| 49-9041 | Industrial Machinery Mechanics | 12 | 11 | 150 |
| 39-9032 | Recreation Workers | 12 | 0 | 0 |
| 35-2012 | Cooks, Institution and Cafeteria | 11 | 1 | 4 |

| SOC | Occupational Title | Number of the Top 25 industries with occupation | Number of Apprenticeship Programs | # of active apprentices |
|---------|---|---|-----------------------------------|-------------------------|
| 37-1011 | First-Line Supervisors of Housekeeping and Janitorial Workers | 11 | 0 | 0 |
| 51-6011 | Laundry and Dry-Cleaning Workers | 11 | 0 | 0 |
| 49-9043 | Maintenance Workers, Machinery | 11 | 0 | 0 |
| 47-2141 | Painters, Construction and Maintenance | 11 | 10 | 104 |
| 53-7061 | Cleaners of Vehicles and Equipment | 10 | 1 | 23 |
| 47-2111 | Electricians | 10 | 97 | 7,605 |
| 27-1024 | Graphic Designers | 10 | 2 | 56 |
| 17-2112 | Industrial Engineers | 10 | 0 | 0 |
| 29-2061 | Licensed Practical and Licensed Vocational Nurses | 10 | 2 | 9 |
| 31-9092 | Medical Assistants | 10 | 7 | 123 |
| 43-6013 | Medical Secretaries and Administrative Assistants | 10 | 1 | 2 |
| 29-1141 | Registered Nurses | 10 | 6 | 3,851 |
| 21-1093 | Social and Human Service Assistants | 10 | 1 | 4 |
| 51-4121 | Welders, Cutters, Solderers, and Brazers | 10 | 12 | 418 |
| 35-1011 | Chefs and Head Cooks | 9 | 0 | 0 |
| 17-2141 | Mechanical Engineers | 9 | 0 | 0 |
| 17-3023 | Electrical and Electronic Engineering Technologists and Technicians | 9 | 4 | 49 |
| 29-2052 | Pharmacy Technicians | 9 | 4 | 53 |
| 35-2014 | Cooks, Restaurant | 9 | 5 | 96 |
| 49-9021 | Heating, Air Conditioning, and Refrigeration Mechanics and Installers | 9 | 29 | 418 |
| 47-2031 | Carpenters | 9 | 36 | 676 |
| 47-2061 | Construction Laborers | 9 | 39 | 950 |
| 43-9051 | Mail Clerks and Mail Machine Operators, Except Postal Service | 8 | 0 | 0 |
| 41-4011 | Sales Representatives, Wholesale and Manufacturing, Technical and Scientific Products | 8 | 1 | 1 |
| 43-9041 | Insurance Claims and Policy Processing Clerks | 8 | 2 | 4 |

| SOC | Occupational Title | Number of the Top 25 industries with occupation | Number of Apprenticeship Programs | # of active apprentices |
|---------|---|---|-----------------------------------|-------------------------|
| 49-2094 | Electrical and Electronics Repairers, Commercial and Industrial Equipment | 8 | 1 | 23 |
| 21-1091 | Health Education Specialists | 8 | 7 | 29 |
| 39-9011 | Childcare Workers | 8 | 2 | 177 |
| 47-2152 | Plumbers, Pipefitters, and Steamfitters | 8 | 79 | 3,133 |
| 43-4081 | Hotel, Motel, and Resort Desk Clerks | 7 | 0 | 0 |
| 29-2053 | Psychiatric Technicians | 7 | 0 | 0 |
| 39-9041 | Residential Advisors | 7 | 0 | 0 |
| 21-1094 | Community Health Workers | 7 | 1 | 1 |
| 27-4011 | Audio and Video Technicians | 7 | 1 | 2 |
| 49-3042 | Mobile Heavy Equipment Mechanics, Except Engines | 7 | 1 | 2 |
| 51-9199 | Production Workers, All Other | 7 | 1 | 3 |
| 51-3011 | Bakers | 7 | 1 | 5 |
| 49-9096 | Riggers | 7 | 2 | 7 |
| 49-9012 | Control and Valve Installers and Repairers, Except Mechanical Door | 7 | 6 | 14 |
| 35-3011 | Bartenders | 6 | 0 | 0 |
| 45-2093 | Farmworkers, Farm, Ranch, and Aquacultural Animals | 6 | 0 | 0 |
| 23-2011 | Paralegals and Legal Assistants | 6 | 1 | 1 |
| 53-7021 | Crane and Tower Operators | 6 | 2 | 7 |
| 47-4011 | Construction and Building Inspectors | 6 | 1 | 8 |
| 21-1012 | Educational, Guidance, and Career Counselors and Advisors | 6 | 1 | 9 |
| 47-2011 | Boilermakers | 6 | 4 | 14 |
| 53-2012 | Commercial Pilots | 6 | 1 | 18 |
| 49-3011 | Aircraft Mechanics and Service Technicians | 6 | 1 | 27 |
| 51-4041 | Machinists | 6 | 7 | 47 |
| 49-2022 | Telecommunications Equipment Installers and Repairers, Except Line Installers | 6 | 6 | 98 |
| 51-8093 | Petroleum Pump System Operators, Refinery Operators, and Gaugers | 6 | 4 | 159 |
| 49-2011 | Computer, Automated Teller, and Office Machine Repairers | 6 | 2 | 286 |

| SOC | Occupational Title | Number of the Top 25 industries with occupation | Number of Apprenticeship Programs | # of active apprentices |
|---------|---|---|-----------------------------------|-------------------------|
| 47-2073 | Operating Engineers and Other Construction Equipment Operators | 6 | 25 | 330 |
| 39-2021 | Animal Caretakers | 5 | 0 | 0 |
| 19-4021 | Biological Technicians | 5 | 0 | 0 |
| 13-1031 | Claims Adjusters, Examiners, and Investigators | 5 | 0 | 0 |
| 47-5081 | Helpers--Extraction Workers | 5 | 0 | 0 |
| 19-4099 | Life, Physical, and Social Science Technicians, All Other | 5 | 0 | 0 |
| 49-9062 | Medical Equipment Repairers | 5 | 0 | 0 |
| 27-1026 | Merchandise Displayers and Window Trimmers | 5 | 0 | 0 |
| 51-9023 | Mixing and Blending Machine Setters, Operators, and Tenders | 5 | 0 | 0 |
| 49-3053 | Outdoor Power Equipment and Other Small Engine Mechanics | 5 | 0 | 0 |
| 41-2022 | Parts Salespersons | 5 | 0 | 0 |
| 33-9021 | Private Detectives and Investigators | 5 | 0 | 0 |
| 43-5031 | Public Safety Telecommunicators | 5 | 0 | 0 |
| 29-2034 | Radiologic Technologists and Technicians | 5 | 0 | 0 |
| 29-2055 | Surgical Technologists | 5 | 0 | 0 |
| 51-6052 | Tailors, Dressmakers, and Custom Sewers | 5 | 0 | 0 |
| 17-3013 | Mechanical Drafters | 5 | 2 | 3 |
| 51-6031 | Sewing Machine Operators | 5 | 1 | 3 |
| 17-3027 | Mechanical Engineering Technologists and Technicians | 5 | 1 | 14 |
| 19-4031 | Chemical Technicians | 5 | 1 | 20 |
| 31-9097 | Phlebotomists | 5 | 5 | 55 |
| 47-2051 | Cement Masons and Concrete Finishers | 5 | 8 | 77 |
| 49-2098 | Security and Fire Alarm Systems Installers | 5 | 17 | 256 |
| 17-2011 | Aerospace Engineers | 4 | 0 | 0 |
| 43-5011 | Cargo and Freight Agents | 4 | 0 | 0 |
| 51-4031 | Cutting, Punching, and Press Machine Setters, Operators, and Tenders, Metal and Plastic | 4 | 0 | 0 |

| SOC | Occupational Title | Number of the Top 25 industries with occupation | Number of Apprenticeship Programs | # of active apprentices |
|------------|--|--|--|--------------------------------|
| 49-2092 | Electric Motor, Power Tool, and Related Repairers | 4 | 0 | 0 |
| 43-6012 | Legal Secretaries and Administrative Assistants | 4 | 0 | 0 |
| 31-9011 | Massage Therapists | 4 | 0 | 0 |
| 17-3011 | Architectural and Civil Drafters | 4 | 1 | 1 |
| 31-9091 | Dental Assistants | 4 | 1 | 2 |
| 29-2035 | Magnetic Resonance Imaging Technologists | 4 | 1 | 3 |
| 17-3026 | Industrial Engineering Technologists and Technicians | 4 | 2 | 4 |
| 39-5012 | Hairdressers, Hairstylists, and Cosmetologists | 4 | 2 | 6 |
| 27-2012 | Producers and Directors | 4 | 2 | 8 |
| 51-4081 | Multiple Machine Tool Setters, Operators, and Tenders, Metal and Plastic | 4 | 2 | 16 |
| 47-2171 | Reinforcing Iron and Rebar Workers | 4 | 2 | 19 |
| 31-9093 | Medical Equipment Preparers | 4 | 1 | 21 |
| 51-2041 | Structural Metal Fabricators and Fitters | 4 | 1 | 31 |
| 49-9052 | Telecommunications Line Installers and Repairers | 4 | 27 | 1,153 |
| 17-3021 | Aerospace Engineering and Operations Technologists and Technicians | 3 | 0 | 0 |
| 49-2097 | Audiovisual Equipment Installers and Repairers | 3 | 0 | 0 |
| 49-3022 | Automotive Glass Installers and Repairers | 3 | 0 | 0 |
| 37-2019 | Building Cleaning Workers, All Other | 3 | 0 | 0 |
| 27-4031 | Camera Operators, Television, Video, and Film | 3 | 0 | 0 |
| 53-5021 | Captains, Mates, and Pilots of Water Vessels | 3 | 0 | 0 |
| 35-2011 | Cooks, Fast Food | 3 | 0 | 0 |
| 17-3012 | Electrical and Electronics Drafters | 3 | 0 | 0 |
| 19-2041 | Environmental Scientists and Specialists, Including Health | 3 | 0 | 0 |
| 27-1013 | Fine Artists, Including Painters, Sculptors, and Illustrators | 3 | 0 | 0 |

| SOC | Occupational Title | Number of the Top 25 industries with occupation | Number of Apprenticeship Programs | # of active apprentices |
|---------|---|---|-----------------------------------|-------------------------|
| 27-1025 | Interior Designers | 3 | 0 | 0 |
| 17-2131 | Materials Engineers | 3 | 0 | 0 |
| 31-9094 | Medical Transcriptionists | 3 | 0 | 0 |
| 51-4199 | Metal Workers and Plastic Workers, All Other | 3 | 0 | 0 |
| 49-3051 | Motorboat Mechanics and Service Technicians | 3 | 0 | 0 |
| 27-2042 | Musicians and Singers | 3 | 0 | 0 |
| 47-2071 | Paving, Surfacing, and Tamping Equipment Operators | 3 | 0 | 0 |
| 27-4021 | Photographers | 3 | 0 | 0 |
| 51-9151 | Photographic Process Workers and Processing Machine Operators | 3 | 0 | 0 |
| 31-2022 | Physical Therapist Aides | 3 | 0 | 0 |
| 33-3051 | Police and Sheriff's Patrol Officers | 3 | 0 | 0 |
| 51-5112 | Printing Press Operators | 3 | 0 | 0 |
| 43-9022 | Word Processors and Typists | 3 | 0 | 0 |
| 53-5011 | Sailors and Marine Oilers | 3 | 1 | 1 |
| 39-5094 | Skincare Specialists | 3 | 1 | 1 |
| 17-3031 | Surveying and Mapping Technicians | 3 | 1 | 1 |
| 51-8021 | Stationary Engineers and Boiler Operators | 3 | 3 | 4 |
| 49-3092 | Recreational Vehicle Service Technicians | 3 | 2 | 7 |
| 51-7011 | Cabinetmakers and Bench Carpenters | 3 | 1 | 17 |
| 49-2095 | Electrical and Electronics Repairers, Powerhouse, Substation, and Relay | 3 | 3 | 17 |
| 47-2021 | Brickmasons and Blockmasons | 3 | 4 | 24 |
| 47-2181 | Roofers | 3 | 7 | 41 |
| 49-9081 | Wind Turbine Service Technicians | 3 | 4 | 48 |
| 49-3021 | Automotive Body and Related Repairers | 3 | 5 | 83 |
| 49-9044 | Millwrights | 3 | 6 | 564 |
| 49-9051 | Electrical Power-Line Installers and Repairers | 3 | 33 | 1,194 |
| 47-2221 | Structural Iron and Steel Workers | 3 | 12 | 1,582 |
| 19-2021 | Atmospheric and Space Scientists | 2 | 0 | 0 |

| SOC | Occupational Title | Number of the Top 25 industries with occupation | Number of Apprenticeship Programs | # of active apprentices |
|---------|---|---|-----------------------------------|-------------------------|
| 51-3021 | Butchers and Meat Cutters | 2 | 0 | 0 |
| 47-2041 | Carpet Installers | 2 | 0 | 0 |
| 51-8091 | Chemical Plant and System Operators | 2 | 0 | 0 |
| 27-1021 | Commercial and Industrial Designers | 2 | 0 | 0 |
| 19-1031 | Conservation Scientists | 2 | 0 | 0 |
| 51-9032 | Cutting and Slicing Machine Setters, Operators, and Tenders | 2 | 0 | 0 |
| 43-9031 | Desktop Publishers | 2 | 0 | 0 |
| 49-2093 | Electrical and Electronics Installers and Repairers, Transportation Equipment | 2 | 0 | 0 |
| 49-2096 | Electronic Equipment Installers and Repairers, Motor Vehicles | 2 | 0 | 0 |
| 51-2031 | Engine and Other Machine Assemblers | 2 | 0 | 0 |
| 51-4021 | Extruding and Drawing Machine Setters, Operators, and Tenders, Metal and Plastic | 2 | 0 | 0 |
| 49-3041 | Farm Equipment Mechanics and Service Technicians | 2 | 0 | 0 |
| 19-4092 | Forensic Science Technicians | 2 | 0 | 0 |
| 51-4033 | Grinding, Lapping, Polishing, and Buffing Machine Tool Setters, Operators, and Tenders, Metal and Plastic | 2 | 0 | 0 |
| 29-2092 | Hearing Aid Specialists | 2 | 0 | 0 |
| 51-4191 | Heat Treating Equipment Setters, Operators, and Tenders, Metal and Plastic | 2 | 0 | 0 |
| 51-9071 | Jewelers and Precious Stone and Metal Workers | 2 | 0 | 0 |
| 49-9094 | Locksmiths and Safe Repairers | 2 | 0 | 0 |
| 39-5092 | Manicurists and Pedicurists | 2 | 0 | 0 |
| 49-9011 | Mechanical Door Repairers | 2 | 0 | 0 |
| 17-2151 | Mining and Geological Engineers, Including Mining Safety Engineers | 2 | 0 | 0 |
| 49-3052 | Motorcycle Mechanics | 2 | 0 | 0 |
| 29-2081 | Opticians, Dispensing | 2 | 0 | 0 |
| 37-2021 | Pest Control Workers | 2 | 0 | 0 |

| SOC | Occupational Title | Number of the Top 25 industries with occupation | Number of Apprenticeship Programs | # of active apprentices |
|------------|---|--|--|--------------------------------|
| 37-3012 | Pesticide Handlers, Sprayers, and Applicators, Vegetation | 2 | 0 | 0 |
| 51-8013 | Power Plant Operators | 2 | 0 | 0 |
| 51-5111 | Prepress Technicians and Workers | 2 | 0 | 0 |
| 51-5113 | Print Binding and Finishing Workers | 2 | 0 | 0 |
| 21-2099 | Religious Workers, All Other | 2 | 0 | 0 |
| 51-4023 | Rolling Machine Setters, Operators, and Tenders, Metal and Plastic | 2 | 0 | 0 |
| 27-4014 | Sound Engineering Technicians | 2 | 0 | 0 |
| 47-2022 | Stonemasons | 2 | 0 | 0 |
| 53-7121 | Tank Car, Truck, and Ship Loaders | 2 | 0 | 0 |
| 53-6051 | Transportation Inspectors | 2 | 0 | 0 |
| 37-3013 | Tree Trimmers and Pruners | 2 | 0 | 0 |
| 51-9195 | Molders, Shapers, and Casters, Except Metal and Plastic | 2 | 1 | 1 |
| 39-2011 | Animal Trainers | 2 | 1 | 2 |
| 27-4032 | Film and Video Editors | 2 | 1 | 3 |
| 53-7011 | Conveyor Operators and Tenders | 2 | 1 | 6 |
| 51-9012 | Separating, Filtering, Clarifying, Precipitating, and Still Machine Setters, Operators, and Tenders | 2 | 1 | 6 |
| 47-2131 | Insulation Workers, Floor, Ceiling, and Wall | 2 | 1 | 10 |
| 49-2021 | Radio, Cellular, and Tower Equipment Installers and Repairers | 2 | 2 | 14 |
| 51-6093 | Upholsterers | 2 | 1 | 15 |
| 17-3024 | Electro-Mechanical and Mechatronics Technologists and Technicians | 2 | 4 | 18 |
| 31-9096 | Veterinary Assistants and Laboratory Animal Caretakers | 2 | 1 | 21 |
| 19-1013 | Soil and Plant Scientists | 2 | 2 | 40 |
| 51-8031 | Water and Wastewater Treatment Plant and System Operators | 2 | 6 | 43 |
| 47-2081 | Drywall and Ceiling Tile Installers | 2 | 3 | 78 |

| SOC | Occupational Title | Number of the Top 25 industries with occupation | Number of Apprenticeship Programs | # of active apprentices |
|---------|--|---|-----------------------------------|-------------------------|
| 51-9021 | Crushing, Grinding, and Polishing Machine Setters, Operators, and Tenders | 2 | 1 | 81 |
| 47-4021 | Elevator and Escalator Installers and Repairers | 2 | 4 | 488 |
| 47-2211 | Sheet Metal Workers | 2 | 21 | 707 |
| 27-2011 | Actors | 1 | 0 | 0 |
| 45-2011 | Agricultural Inspectors | 1 | 0 | 0 |
| 53-2022 | Airfield Operations Specialists | 1 | 0 | 0 |
| 27-4012 | Broadcast Technicians | 1 | 0 | 0 |
| 25-2032 | Career/Technical Education Teachers, Secondary School | 1 | 0 | 0 |
| 17-1021 | Cartographers and Photogrammetrists | 1 | 0 | 0 |
| 33-3012 | Correctional Officers and Jailers | 1 | 0 | 0 |
| 39-3092 | Costume Attendants | 1 | 0 | 0 |
| 51-9081 | Dental Laboratory Technicians | 1 | 0 | 0 |
| 53-7031 | Dredge Operators | 1 | 0 | 0 |
| 39-4011 | Embalmers | 1 | 0 | 0 |
| 51-9041 | Extruding, Forming, Pressing, and Compacting Machine Setters, Operators, and Tenders | 1 | 0 | 0 |
| 45-4021 | Fallers | 1 | 0 | 0 |
| 47-4031 | Fence Erectors | 1 | 0 | 0 |
| 45-1011 | First-Line Supervisors of Farming, Fishing, and Forestry Workers | 1 | 0 | 0 |
| 33-1021 | First-Line Supervisors of Firefighting and Prevention Workers | 1 | 0 | 0 |
| 27-1023 | Floral Designers | 1 | 0 | 0 |
| 47-2121 | Glaziers | 1 | 0 | 0 |
| 47-4041 | Hazardous Materials Removal Workers | 1 | 0 | 0 |
| 19-3093 | Historians | 1 | 0 | 0 |
| 51-9082 | Medical Appliance Technicians | 1 | 0 | 0 |
| 49-9063 | Musical Instrument Repairers and Tuners | 1 | 0 | 0 |
| 51-9083 | Ophthalmic Laboratory Technicians | 1 | 0 | 0 |
| 29-2091 | Orthotists and Prosthetists | 1 | 0 | 0 |
| 51-9123 | Painting, Coating, and Decorating Workers | 1 | 0 | 0 |

| SOC | Occupational Title | Number of the Top 25 industries with occupation | Number of Apprenticeship Programs | # of active apprentices |
|---------|---|---|-----------------------------------|-------------------------|
| 51-9196 | Paper Goods Machine Setters, Operators, and Tenders | 1 | 0 | 0 |
| 49-3043 | Rail Car Repairers | 1 | 0 | 0 |
| 47-5012 | Rotary Drill Operators, Oil and Gas | 1 | 0 | 0 |
| 51-6041 | Shoe and Leather Workers and Repairers | 1 | 0 | 0 |
| 51-3023 | Slaughterers and Meat Packers | 1 | 0 | 0 |
| 43-3071 | Tellers | 1 | 0 | 0 |
| 47-2053 | Terrazzo Workers and Finishers | 1 | 0 | 0 |
| 51-4122 | Welding, Soldering, and Brazing Machine Setters, Operators, and Tenders | 1 | 0 | 0 |
| 51-7042 | Woodworking Machine Setters, Operators, and Tenders, Except Sawing | 1 | 0 | 0 |
| 45-2091 | Agricultural Equipment Operators | 1 | 1 | 1 |
| 39-5011 | Barbers | 1 | 1 | 6 |
| 47-2161 | Plasterers and Stucco Masons | 1 | 1 | 10 |
| 47-3011 | Helpers--Brickmasons, Blockmasons, Stonemasons, and Tile and Marble Setters | 1 | 1 | 11 |
| 51-4111 | Tool and Die Makers | 1 | 5 | 12 |
| 51-4072 | Molding, Coremaking, and Casting Machine Setters, Operators, and Tenders, Metal and Plastic | 1 | 2 | 15 |
| 47-2044 | Tile and Stone Setters | 1 | 4 | 18 |
| 47-2042 | Floor Layers, Except Carpet, Wood, and Hard Tiles | 1 | 7 | 22 |
| 51-2011 | Aircraft Structure, Surfaces, Rigging, and Systems Assemblers | 1 | 1 | 26 |
| 47-2082 | Tapers | 1 | 1 | 33 |
| 51-4034 | Lathe and Turning Machine Tool Setters, Operators, and Tenders, Metal and Plastic | 1 | 3 | 35 |
| 53-3011 | Ambulance Drivers and Attendants, Except Emergency Medical Technicians | 1 | 1 | 51 |
| 33-2011 | Firefighters | 1 | 3 | 112 |

| SOC | Occupational Title | Number of the Top 25 industries with occupation | Number of Apprenticeship Programs | # of active apprentices |
|------------|--|--|--|--------------------------------|
| 47-2132 | Insulation Workers, Mechanical | 1 | 13 | 166 |
| 49-9031 | Home Appliance Repairers | 1 | 5 | 225 |
| 51-9011 | Chemical Equipment Operators and Tenders | 1 | 3 | 305 |