






Annual Report of Non-Financial Data

For the Year Ended August 31, 2022



ANNUAL REPORT OF NON-FINANCIAL DATA

UNAUDITED

TEXAS WORKFORCE COMMISSION
Austin, Texas

Year Ended August 31, 2022

Texas Workforce Commission

A Member of Texas Workforce Solutions

Bryan Daniel, Chairman
Commissioner Representing
the Public

Aaron Demerson
Commissioner Representing
Employers

Vacant
Commissioner Representing
Labor

Edward Serna
Executive Director

December 21, 2022

The Honorable Greg Abbott, Governor
The Honorable Glenn Hegar, State Comptroller
Mr. Jerry McGinty, Director, Legislative Budget Board
Ms. Lisa R. Collier, CPA, State Auditor

Ladies and Gentlemen:

We are pleased to submit the Texas Workforce Commission's Annual Report of Non-Financial Data for the year ended August 31, 2022, in compliance with the TEX. GOV'T CODE ANN. §2101.0115 and in accordance with the instructions for completing the Annual Report of Non-Financial Data.

The accompanying report has not been audited and is independent of the agency's Annual Financial Report.

If you have any questions, please contact Chris Nelson, Chief Financial Officer, at (512) 463-1829.

Sincerely,



Edward Serna
Executive Director

TABLE OF CONTENTS

	Page Number
Agency Transmittal Letter	
Schedule of Space Occupied	1
Schedule of Professional/Consulting Fees and Legal Service Fees	7
Schedule of Itemized Purchases	9
HUB Strategic Plan Progress Report	12
Appropriation Item Transfer Schedule	13
Indirect Cost Schedule	18
Schedule of Recycled, Remanufactured, and Environmentally Sensitive Purchases	20
Schedule of State-Owned or Leased Vehicles Used by State Employees	21

SCHEDULE OF SPACE OCCUPIED

For the Fiscal Year Ended August 31, 2022

Location	Street Address	Lessor
Agency-Owned Buildings:		
Amarillo	1206 W 7th Ave	
Austin	101 E 15th St	
Austin	1117 Trinity St	
Austin	1215 Guadalupe St	
Austin	12312 N Mo Pac Expy	
Austin	1411 Brazos St	
Austin	2810 E Martin Luther King Jr Blvd	
Austin	4800 N Lamar (Cris Cole Rehabilitation Ctr.)	
Brownsville	851 Old Alice Rd	
Brownwood	2202 Highway 377 S	
Corpus Christi	520 N Staples St	
Corsicana	720 N Beaton St	
Fort Worth	301 W 13th St	
Garland	217 N 10th St	
Grand Prairie	2102 W Main St	
Harlingen	601 E Harrison St	
Houston	12455 Beechnut St	
Marshall	4300 E End Blvd, S	
McAllen	400 E Hackberry Ave	
McKinney	1713 W Louisiana St	
Paris	5210 SE Loop 286	
San Antonio	330 Dwyer Ave	
Sherman	5904 Texoma Pkwy	
Waxahachie	1712 W 287 Business	
State-Owned Space:		
Austin	4800 N. Lamar Blvd. (Administrative Bldg.)	
Leased Space:		
Abilene	500 Chestnut St, Suite 1425	Abilene Tower LLC
Amarillo	2505 Lakeview Dr, Ste 300	Colonnade At Polo Park Venture
Arlington	110 W Randol Mill Rd, Suite 110	Randol Oaks, LTD
Arlington Appeals	524 E. Lamar Blvd, Suite 350	FN 524 Lamar, LLC
Arlington	1301 S Bown Rd., Ste. 150	Bowen Road Investments, LLC
Austin	1201 San Jacinto Blvd	State Preservation Board
Austin	4405 Springdale Rd, Suites A, B & C	Richard Fink
Austin	6400 Hwy 290 East, Suite 200 (Bldg 2)	We are blood
Beaumont	2615 Calder St, Ste 650	Beaumont Tower Venture, LTD
Brownwood	909 Main St	Lantec Investment Group, LLC
Bryan	3608 East 29th Street, Suite 214	KFF Ventures
Carrollton	1735 Keller Springs Rd, Suite 150	Buckeye Capital Investments, LLC
Cleburne	904 N Main St	Klement-Wes Partnership Limited Inc

Type	Usable Square Feet	TWC FTE's	Rental per Month		Actual Annual Cost	Comments
			Cost per Square Foot	Cost per Month		
Vacant	15,500	1				Workforce Center
Occupied	171,399	687				TWC Administrative Headquarters
Occupied	101,250	444				TWC Administrative Offices
Occupied	10,878	45				TWC Administrative Offices
Occupied	9,000	18				UI Tax & Appeals
Occupied	68,499	313				TWC Administrative Offices
Occupied	32,000	9				Inventory storage
Occupied	95,900	88				Rehabilitation Training Center
Occupied	17,244	12				Workforce Center
Occupied	4,000	5				Workforce Center
Occupied	22,616	30				Workforce Center
Occupied	5,280	5				Workforce Center
Occupied	64,470	245				Tele-Center
Occupied	7,546	3				Workforce Center
Occupied	10,100	1				UI Tax & Appeals
Occupied	8,160	8				Workforce Center
Occupied	12,000	9				UI Tax Office
Occupied	8,327	5				Workforce Center
Occupied	30,546	218				Tele-Center
Occupied	4,410	18				UI Tax Office
Occupied	6,704	5				Workforce Center
Occupied	19,516	4				Tele-Center
Vacant	7,920	0				Workforce Board Admin Offices
Occupied	7,107	10				Workforce Center
	<u>740,372</u>	<u>2,182</u>				

Office	<u>34,688</u>	<u>157</u>				State Office North Lamar
	<u>34,688</u>	<u>157</u>				

Office	1,217	23	1.17	1,419.83	17,037.96	Tax / Appeals
Office	2,718	14	0.88	2,400.00	28,800.00	Tax
Office	5,412	14	1.15	6,201.25	74,415.00	Vocational Rehabilitation
Office	6,281	15	2.05	12,860.75	154,329.00	Tax / Appeals
Office	5,001	27	1.65	8,251.20	99,014.40	Vocational Rehabilitation
Parking	N/A	N/A	N/A	850.00	10,200.00	10 parking spaces
Office	43,920	27	0.97	42,644.00	511,728.00	Print Shop/Graphics/Records/Mail
Office	5,065	60	1.41	7,120.42	85,445.04	Vocational Rehabilitation
Office	2,104	8	1.86	3,920.40	47,044.80	Tax / Appeals / UI Support
Office	2,391	4	1.88	4,497.34	53,968.08	Tax
Office	1,225	5	1.55	1,900.00	22,800.00	Tax
Office	1,300	5	1.37	1,775.90	21,310.80	Vocational Rehabilitation
Office	1,450	7	1.31	1,900.00	22,800.00	Vocational Rehabilitation

SCHEDULE OF SPACE OCCUPIED

For the Fiscal Year Ended August 31, 2022

Location	Street Address	Lessor
Conroe	1151 N Loop 336 E, Suite E	William B. Garrett
Corpus Tax	2037 Airline Rd, Suite 200	Kleburg Bank, N.A
Corpus Christi	4410 Dillon Ln, Suite 44	Commerce II Business Park, LLC
Crockett	1046 S 4th St	Stanley C. Maxwell
Dallas	3650 N Buckner Blvd, Suite 102	Leverage 3650 Buckner, LP
El Paso	1359 Lomaland Suite 300	Lomaland Center, LLC
Fort Worth	3320 Phoenix Dr	Kent Perkins Capital, Inc
Fort Worth	2400 Circle Dr, Suite 200	Tarrant County
Galveston	4700 Broadway St, Ste. E100	Galveston Housing Authority
Garland	1919 S Shiloh, Suite 420	Leis O'Hana Hui Family Partnership, LTD
Gatesville	104 Lutterloh	Mary Anzalone
Houston	18333 Egret Bay Blvd, Suite 590	Fullerton Egret Bay Houston, LLC
Houston	2636 South Loop W, Suite 525	SLS-South Loop, LLC
Houston	3555 Timmons Ln, Ste. 790	Houston-Galveston Area Council
Houston	8866 Gulf Freeway, Suite 225	Gulf Towers Houston, LLC
Houston	3311 Richmond Ave, Suite 175	Thomas Wertheim
Jacksonville	502 E Pine	Berry & Clay Properties, LLC
Laredo	709 E Calton Rd, Ste 108	JABE Ventures, LTD
Lewisville	919 North Mill St	S&H Holdings, Inc
Longview	1125 Judson Rd, Ste 133	Robledo Investments, LTD
Longview	2124 Alpine St	Jose C. Juarez
Lubbock	4611 50th St	Farrokh N. Rad dba Franz Rad
McAllen	801 W Nolana Ave, Suites 115 and 120	McAllen Fountain View, LLP
Pampa	1712 N Hobart	TABAT Properties, LTD
Pasadena	4111 Fairmont Pkwy, Suite 104-A	John O. Harris Ventures, L.P.
Plano	520 E Central Pkwy, Suite 232	Haggard Enterprises, LTD
Rosenberg	117 Lane Dr, Suite 44	Mellon Real Estate, Inc.
San Angelo	4241 Southwest Blvd., Ste 105	Rosebriar Sunset Mall, L.P.
San Antonio	4801 NW Loop 410, Ste 725	MASEHO, Inc.
San Antonio	4801 NW Loop 410, Ste 950	MASEHO, Inc.
San Antonio	5309 Wurzbach Rd, Suite 102	Diamond Rock, Inc.
San Antonio	4241 Woodcock Dr, Suite A105	Brass Centerview 11 LLC
San Antonio	10303 Nacogdoches	J. Allen Family Partners, LTD
Shenandoah	19221 Interstate 45 S, Ste 250	RP Southwood, LP
Texarkana	2409 Moores Ln	Lyons Creek, LLC
Tyler	909 ESE Loop 323, Ste 640	Mesa Loan Company of Athens, LP
Tyler	3800 Paluxy Dr, Suites 320	Genecov Investments, LTD
Tyler	3800 Paluxy Dr, Suite 575	Genecov Investments, LTD
Washington, D.C.	122 C St NW, Ste 200	Office of State-Federal Relations
Weatherford	1501 Texas Dr, Suite 100	Parker County Hospital District
Wichita Falls	3709 Gregory St, Suite 102	Sherwood Oaks Shopping Center, LP

Type	Usable Square Feet	TWC FTE's	Rental per Month		Actual Annual Cost	Comments
			Cost per Square Foot	Cost per Month		
Office	3,456	16	1.09	3,771.56	45,258.72	Vocational Rehabilitation
Office	2,918	10	1.58	4,620.17	55,442.04	Tax
Office	5,360	14	1.09	5,862.34	70,348.08	Vocational Rehabilitation
Office	1,340	3	0.71	950.00	11,400.00	Vocational Rehabilitation
Office	5,633	13	0.92	5,199.76	62,397.12	Vocational Rehabilitation
Office	20,500	158	2.15	43,994.66	527,935.92	UI Call Center
Office	5,364	24	1.47	7,889.81	94,677.72	Vocational Rehabilitation
Office	14,328	36	1.11	15,880.20	190,562.40	Vocational Rehabilitation
Office	2,301	4	1.68	3,876.00	46,512.00	Vocational Rehabilitation
Office	4,615	16	1.09	5,041.43	60,497.16	Vocational Rehabilitation
Office	1,800	3	2.08	3,741.46	44,897.52	Vocational Rehabilitation
Office	1,635	8	1.44	2,354.40	28,252.80	Vocational Rehabilitation
Office	3,597	10	1.54	5,534.88	66,418.56	Vocational Rehabilitation
Office	5,578	31	2.21	12,311.34	147,736.08	Vocational Rehabilitation
Office	1,930	5	1.38	2,653.75	31,845.00	Vocational Rehabilitation
Office	5,830	11	2.56	14,904.51	178,854.12	Vocational Rehabilitation
Office	865	1	1.40	1,212.00	14,544.00	Vocational Rehabilitation
Office	1,377	3	2.16	2,974.00	35,688.00	Tax
Office	2,136	5	1.24	2,642.89	31,714.68	Vocational Rehabilitation
Office	1,593	17	1.19	1,900.00	22,800.00	Tax
Office	4,185	17	1.23	5,135.00	61,620.00	Vocational Rehabilitation
Office	2,512	8	1.27	3,200.00	38,400.00	Tax
Office	8,881	2	1.80	15,985.80	191,829.60	Vocational Rehabilitation
Office	1,215	2	1.34	1,627.27	19,527.24	Vocational Rehabilitation
Office	4,500	12	0.86	3,860.00	46,320.00	Vocational Rehabilitation
Office	5,571	21	1.25	6,961.07	83,532.84	Vocational Rehabilitation
Office	3,865	2	1.12	4,325.42	51,905.04	Vocational Rehabilitation
Office	968	3	1.46	1,410.00	16,920.00	Tax
Office	7,212	63	2.44	17,566.36	210,796.32	Tax / Appeals
Office	9,656	75	2.65	25,555.89	306,670.68	UI Call Center
Office	9,590	1	1.09	10,494.07	125,928.84	Vocational Rehabilitation
Office	13,043	35	1.45	18,858.00	226,296.00	Vocational Rehabilitation
Office	4,907	21	1.83	8,983.33	107,799.96	Vocational Rehabilitation
Office	4,163	16	1.70	7,087.50	85,050.00	Tax
Office	1,050	2	1.24	1,300.00	15,600.00	Tax
Office	1,460	5	1.65	2,414.84	28,978.08	Tax
Office	7,828	28	1.87	14,611.74	175,340.88	Vocational Rehabilitation
Office	5,091	16	1.46	7,451.81	89,421.72	Vocational Rehabilitation
Office	64	1	31.25	2,000.00	24,000.00	Office State / Federal Relations
Office	1,080	10	3.86	4,173.29	50,079.48	Vocational Rehabilitation
Office	2,671	10	1.10	2,926.09	35,113.08	Vocational Rehabilitation
	<u>269,752</u>	<u>946</u>		<u>\$ 408,983.73</u>	<u>\$ 4,907,804.76</u>	

SCHEDULE OF SPACE OCCUPIED

For the Fiscal Year Ended August 31, 2022

Location	Street Address	Lessor
Free Space:		
Austin	1102 S. Congress (TX School for the Deaf)	
El Paso	401 E Franklin Ave, Ste. 240	Texas Facilities Commission
San Marcos	601 University Dr. (TX State University)	
Waco	3801 Campus Drive (Waco TSTC)	

The Agency's efforts are directed toward full compliance with Texas Government Code, Title 10, Section 2165.104(c), and conformity with Rules promulgated by the Texas Facilities Commission. As of August 31, 2022, TWC staff occupied 24 Agency Owned Buildings and 54 leased facilities. Grants to Local Workforce Development Boards (Boards) support the occupancy of agency staff co-located in Board-managed Texas Workforce Centers throughout the state. Boards deliver program services in 178 Texas Workforce Solutions Offices.

Type	Usable Square Feet	TWC FTE's	Rental per Month		Actual Annual Cost	Comments
			Cost per Square Foot	Cost per Month		
Office	82	0				Vocational Rehabilitation
Office	6,551	23				Vocational Rehabilitation
Office	400	1				Vocational Rehabilitation
Office	2,026	1				Vocational Rehabilitation
	<u>9,059</u>	<u>25</u>				

**SCHEDULE OF PROFESSIONAL/CONSULTING FEES
AND LEGAL SERVICE FEES**

For the Fiscal Year Ended August 31, 2022

Vendor Name	Type of Service Rendered	Amount
Professional/Consulting Fees		
TEXAS DEPT OF INFORMATION RESOURCES	Computer Svcs-SW Tech Center	\$ 34,786,866.32
UNISYS CORPORATION	Computer Programming Svcs	2,446,687.52
GRANT THORNTON LLP	Computer Programming Svcs	1,574,823.16
NIPUN SYSTEMS	Computer Programming Svcs	1,386,164.55
ALLIED CONSULTANTS	Computer Programming Svcs	1,215,974.17
NEOS CONSULTING GROUP LLC	Computer Programming Svcs	1,067,779.19
TEXAS HEALTH AND HUMAN SERVICES	Other Professional Services	975,000.00
GEOGRAPHIC SOLUTIONS	Computer Programming Svcs	845,257.00
ELEMENTS OF ARCHITECTURE INC	Architectural/Engineering Serv	844,066.28
BANSAR TECHNOLOGIES INC	Computer Programming Svcs	719,081.26
STATE AUDITOR'S OFFICE	Financial And Accounting Serv	633,715.91
TEXAS GOVLINK INC	Computer Programming Svcs	612,187.66
NATIONAL HUMAN RESOURCE GROUP INC	Computer Programming Svcs	500,856.48
C&T CONSULTING SERVICES	Computer Programming Svcs	481,737.51
RAPISOURCE LLC	Computer Programming Svcs	437,520.60
E-CONSULTING INC	Computer Programming Svcs	383,744.67
INNOSOUL INC	Computer Programming Svcs	378,589.08
CHANDRA TECHNOLOGIES INC	Computer Programming Svcs	377,241.11
LOBLOLLY CONSULTING LLC	Computer Programming Svcs	332,980.00
UNIVERSITY OF TEXAS AT AUSTIN	Other Professional Services	327,876.57
COOPER CONSULTING COMPANY	Computer Programming Svcs	324,844.00
CATAPULT SYSTEMS LLC	Computer Programming Svcs	312,478.12
NF CONSULTING SERVICES	Computer Programming Svcs	281,771.00
DATAMANUSA LLC	Computer Programming Svcs	250,200.00
C & T INFORMATION TECHNOLOGY CONSULTING	Computer Programming Svcs	243,860.43
TEKSYSTEMS INC	Computer Programming Svcs	229,429.48
INDOTRONIX INTERNATIONAL CORPORATION	Computer Programming Svcs	221,737.60
RED SALSA TECHNOLOGIES INC	Computer Programming Svcs	217,615.01
TEXAS A&M ENGINEERING EXTENSION SERVICE	Computer Programming Svcs	210,914.00
TEXAS STATE UNIVERSITY-SAN MARCOS	Other Professional Services	206,297.94
WESTAT INC	Other Professional Services	203,289.66
LUNA DATA SOLUTIONS INC	Computer Programming Svcs	161,423.42
NATIONAL HUMAN RESOURCE GROUP INC	Architectural/Engineering Serv	120,125.00
UNIVERSITY OF NORTH TEXAS	Other Professional Services	111,564.00
INFOLOB SOLUTIONS INC	Computer Programming Svcs	106,253.90
COGENT INFOTECH CORPORATION	Computer Programming Svcs	106,084.00
ERC ENVIRONMENTAL & CONSTRUCTION	Architectural/Engineering Serv	92,132.50
CARASOFT TECHNOLOGY CORPORATION	Computer Programming Svcs	77,242.48
ALLIANCE WORK PARTNERS	Other Professional Services	75,679.04
COOPER CONSULTING COMPANY	Other Professional Services	75,396.00
UNIVERSITY OF ARKANSAS	Educational/Training Services	68,329.12
THE CENTER FOR SOCIAL CAPITAL INC	Educational/Training Services	61,881.00
ABACUS TECHNICAL SERVICES LLC	Computer Programming Svcs	55,471.62
ATHOMTECH INC	Computer Programming Svcs	51,072.00
IBML	Data Processing Services	48,828.00
CLOUD CONSULTING SERVICES INC	Computer Programming Svcs	46,368.00
INFOJINI INC	Computer Programming Svcs	41,916.00
MMC GROUP LP	Computer Programming Svcs	40,908.84
CGI TECHNOLOGIES AND SOLUTIONS INC	Computer Programming Svcs	34,800.00
STEPHEN F AUSTIN STATE UNIVERSITY	Other Professional Services	27,153.82
WORKQUEST	Computer Programming Svcs	27,131.60
NATIONAL HUMAN RESOURCE GROUP INC	Other Professional Services	22,248.00
KINDERSYSTEMS INC	Computer Programming Svcs	21,632.00

**SCHEDULE OF PROFESSIONAL/CONSULTING FEES
AND LEGAL SERVICE FEES**

For the Fiscal Year Ended August 31, 2022

Vendor Name	Type of Service Rendered	Amount
Professional/Consulting Fees		
SPEAK, INC	Educational/Training Services	21,500.00
GTS TECHNOLOGY SOLUTIONS INC	Computer Programming Svcs	20,983.66
TEXAS COMPTROLLER OF PUBLIC ACCOUNTS	Educational/Training Services	20,859.99
MANN LAW FIRM PLLC	Hearings Officers-Preapp-Ofcs	20,220.65
EDVERA LLC	Computer Programming Svcs	19,500.00
INTERNATIONAL DEVELOPMENT AND PLANNING	Educational/Training Services	16,800.00
JLL VALUATION & ADVISORY SERVICES LLC	Other Professional Services	15,600.00
YORK CAREER DEVELOPMENT INC	Educational/Training Services	14,760.00
UNIVERSITY OF TEXAS AT AUSTIN	Educational/Training Services	14,745.00
FREEIT DATA SOLUTIONS INC	Computer Programming Svcs	14,250.00
THE SPEAKER EXCHANGE AGENCY, LLC	Educational/Training Services	14,000.00
IDEA TECHNOLOGIES LLC	Computer Programming Svcs	12,768.00
RYAN MCCOLLUM	Educational/Training Services	10,050.00
VISIONSERVE ALLIANCE INC	Other Professional Services	10,000.00
RONALD L JOHNSON	Hearings Officers-Preapp-Ofcs	9,795.00
TEXAS COMPTROLLER OF PUBLIC ACCOUNTS	Data Processing Services	9,160.00
COMPASS SETTINGS LTD	Educational/Training Services	9,000.00
ENERGY ENGINEERING ASSOCIATES INC	Architectural/Engineering Serv	9,000.00
UNIVERSITY OF WISCONSIN	Educational/Training Services	7,975.00
ORACLE AMERICA INC	Educational/Training Services	7,883.37
UNIVERSITY OF TEXAS AT AUSTIN	Educational/Training Services	7,200.00
CLARISSA AYDE VILLARREAL	Educational/Training Services	7,173.00
COUNCIL OF STATE ADMINISTRATORS OF	Educational/Training Services	6,850.00
COURSERA INC	Educational/Training Services	6,783.00
AMERICAN ARBITRATION ASSOCIATION INC	Other Professional Services	6,700.00
JANET L HASTY	Educational/Training Services	6,526.25
SP MARKETPLACE HOLDINGS INC	Computer Programming Svcs	6,269.00
TEMPSET CONTROLS INC	Other Professional Services	6,202.00
DLT SOLUTIONS LLC	Educational/Training Services	5,561.60
CITIBANK N A	Educational/Training Services	5,542.53
THE CENTER FOR WORKFORCE ETHIC DEVELOPMENT	Educational/Training Services	5,366.74
RICHARD N FUNK	Other Professional Services	5,000.00
62 other vendors under \$5,000.00		89,727.30
Total Professional/Consulting Fees		\$ <u>54,947,978.71</u>
Legal Service Fees		
WINSTEAD PC	Legal Services	17,875.00
Total Legal Service Fees		\$ <u>17,875.00</u>
Total Professional/Consulting Fees and Legal Service Fees		\$ <u><u>54,965,853.71</u></u>
<i>Reconciliation to Annual Financial Report (AFR):</i>		
<i>Total Professional/Consulting Fees and Legal Service Fees</i>		\$ 54,965,853.71
<i>Information Technology and Architectural/Engineering Services capitalized on the AFR</i>		(5,842,799.07)
		\$ <u><u>49,123,054.64</u></u>

SCHEDULE OF ITEMIZED PURCHASES
For the Fiscal Year Ended August 31, 2022

Vendor Name	PO Amount	Item Description	Justification
GED Testing Service LLC (GEDTS)	\$750,000.00	GED Testing	Section 1.04 of HB 3, an Act of the 86th Legislature, R.S., (2019) added §48.302 to the Texas Education Code, titled "Subsidy for High School Equivalency Examination for Certain Individuals." This section requires the Texas Education Agency (TEA) to enter into a memorandum of understanding (MOU) with TWC when transferring funds to provide a subsidy for the cost of a high school equivalency exam for individuals who are 21 years of age or older. GEDTS is one of only two entities authorized by TEA to deliver and administer a high school diploma equivalency test in Texas.
APPRISS INC	\$326,900.00	Semi-Annual subscription fee	TWC administers the cross-match of Texas UI list of recipients against the State of Texas incarceration data file provided by Appriss. No other entity has access to the necessary data files of incarcerated individuals.
On Point Technology	\$89,919.00	Aware Software Maintenance	On Point Technology is the only provider of AWARE software and its Identity Theft FraudX component. AWARE software performs enterprise wide fraud detection and prevention to detect UI Benefits theft and fraud.
West Publishing Corporation	\$35,200.20	Annual Subscription	Westlaw is a proprietary legal research database, used by the TWC Office of General Counsel, that provides benefits such as access to complete research faster, integrated solutions, legal forms & drafting, and case strategy.
Commission on Rehabilitation Counselor Certification	\$28,525.00	Rehabilitation Counselor Certification	CRCC is the only certification body for rehabilitation counselors. The CRC Certification Examination is the entry point for people who wish to become certified. Once a person earns the CRC credential, CRCC handles the renewal program. The Amnesty program for CRCs who let their certification lapse is offered through the end of December 2020. CRCC is Accredited by the National Commission for Certifying Agencies (NCCA). The CRC certification program aids in the assurance that certificants meet nationally accepted standards of quality in their practice and have the requisite educational and professional background.
Audio Optical Systems of Austin	\$23,625.00	Provides services for TWC Blind and/or Visually Impaired customers	Audio Optical Systems of Austin (AOS) to enable CTS department Evaluation & Support Services to serve the TWC Blind and/or Visually Impaired customers to reach their vocational goal. Audio Optical Systems of Austin is the sole source provider of Kurzweil's suite of products in the state of Texas. No other company and/or entity is entitled to procure, represent, or sell Kurzweil products to end users in the state of Texas but AOS.
American Psychiatric Association	\$19,030.00	Annual License fee	American Psychiatric Association's Diagnostic and Statistical Manual of Mental Disorders, Fifth Edition (DSM-5) license gives TWC the right to include its content in TWC's electronic health record. DSM-5 is a registered trademark and all of its content is protected by copyright.
SP Marketplace Holdings Inc	\$12,421.25	SharePoint CRM Project	This request is for the upgrade and customization to the existing SP Marketplace Holdings Inc. product. SP Marketplace Holdings Inc. has made several software upgrades to the product that will need to be installed and is compatible with SharePoint. The software upgrades will enable our office to expand the current security, product design, project task templates, tracking project templates migration of CRM records, documents and reporting capabilities. The system will allow for a more integrated staff portal to be expanded across the current structure. The upgrades are needed to enhance our business operations. This project will meet the changing needs of TWC OEI - Skills Development Fund (as originally intended) and take advantage of the latest version (v15). SP Marketplace Holdings Inc. has the rights to the intellectual properties and has intimate knowledge needed to customize and upgrade the software. Furthermore, the upgraded versions are only available to the parties mentioned above.
Critical Mention Inc.	\$8,000.00	Critical Mention Subscription Renewal	Critical Mention is the only platform that not only provides real-time monitoring and search of TV, Radio, Online News, Licensed Print Content and Social Media content, and also a comprehensive searchable media contacts database of journalists, bloggers, influencers and outlets in the marketplace.
Accuity Inc.	\$6,500.00	Bankers Almanac Global Payments Resource- Online Subscription.	Accuity has been the sole source for assigning and retiring routing numbers for every institution that meets the criteria established by the ABA. Specifically, Accuity provides assigned, changed, or retired routing numbers to every financial/savings institution, bank and credit union in the United States.

SCHEDULE OF ITEMIZED PURCHASES
 For the Fiscal Year Ended August 31, 2022

Vendor Name	PO Amount	Item Description	Justification
Criteria Corp	\$5,800.00	HireSelect Annual Subscription	HireSelect is a proprietary system that is only sold and supported by Criteria Corp/HireSelect. The Tele-Centers use Criteria Corp/HireSelect subscription to administer pre-employment testing to aid in the selection of external applicants for CSR II job postings. The aptitude, personality, and skills tests available on the HireSelect subscription provide relevant and quantitative data to facilitate more informed hiring decisions. Criteria Corp/HireSelect assessments specifically identify candidates with critical thinking skills, problem solving and attention to detail which are essential traits of successful UI Call Center employees.
Society for Human Resource Management (SHRM)	\$400.00	These systems help employees to take the SHRM Test.	Proprietary to obtain SHRM Online Learning System.

THIS PAGE INTENTIONALLY LEFT BLANK

STATE AGENCY PROGRESS REPORT

(Source: Texas Government Code, Title 10, Subtitle D, Section 2161.124)

Agency Name: Texas Workfoce Commission

Agency #: 320

Report for Fiscal: FY2023

HUB Report Procurement Categories	Fiscal 2021		Fiscal 2022		Fiscal 2023
	Agency-Specific HUB Goal*	% of Dollars Spent w/HUBs**	Agency-Specific HUB Goal*	% of Dollars Spent w/HUBs**	Agency-Specific HUB Goal*
Heavy construction other than building contracts	11.20%	0.00%	11.20%	0.00%	11.20%
Building construction, including general contractors and operative builders contracts	21.10%	0.00%	21.10%	0.00%	21.10%
Special trade construction contracts	32.90%	59.92%	32.90%	37.76%	32.90%
Professional services contracts	23.70%	91.80%	23.70%	78.77%	23.70%
Other services contracts	26.00%	32.58%	26.00%	30.63%	26.00%
Commodities contracts	21.10%	6.99%	21.10%	12.01%	21.10%

*For each of the procurement categories listed, enter your Agency-Specific HUB Goals.

**For each of the procurement categories listed, enter the percentage of dollars the agency spent with HUBs as reflected in the Annual HUB Reports.

Prepared By: Linda Alphonse

Printed Name: Linda Alphonse

Phone Number: (737) 400-5562

Approved by: Sonya Bebley, CTCO, CTCM

Printed Name: Sonya Bebley

Phone Number: (737) 400-5694

APPROPRIATION ITEM TRANSFERS*
For the Fiscal Year Ended August 31, 2022

ITEM OF APPROPRIATION

		Transfers-In	Transfers-Out	Net Transfers
A. Goal: Workforce Development Strategies				
A.1.1	13035 Workforce Investment Act - Adult and Dislocated	\$ (773,019.00)	\$ (2,684,766.81)	\$ (3,457,785.81)
	56002 Workforce Investment Act - Adult and Dislocated		1,905,217.52	1,905,217.52
	56008 Workforce Investment Act - Adult and Dislocated		267,339.06	267,339.06
	56011 Workforce Investment Act - Adult and Dislocated		(97.66)	(97.66)
	47001 Workforce Investment Act - Adult and Dislocated		(146,105.72)	(146,105.72)
	57001 Workforce Investment Act - Adult and Dislocated		(67,809.15)	(67,809.15)
	57003 Workforce Investment Act - Adult and Dislocated		(40,865.00)	(40,865.00)
	57004 Workforce Investment Act - Adult and Dislocated		(74,899.93)	(74,899.93)
	57009 Workforce Investment Act - Adult and Dislocated		(4,542.80)	(4,542.80)
	57010 Workforce Investment Act - Adult and Dislocated		(31,776.54)	(31,776.54)
	57011 Workforce Investment Act - Adult and Dislocated		(34,032.00)	(34,032.00)
	57150 Workforce Investment Act - Adult and Dislocated		(999,408.78)	(999,408.78)
A.1.2	13036 Workforce Investment Act - Youth	\$ 1,482,028.00	\$ -	\$ 1,482,028.00
A.1.3	13037 TANF Choices	(260,535.69)	(291,711.10)	(552,246.79)
	56002 TANF Choices		1,173,807.54	1,173,807.54
	56008 TANF Choices		26,460.92	26,460.92
	56011 TANF Choices		(45.58)	(45.58)
	47001 TANF Choices		(71,180.33)	(71,180.33)
	57001 TANF Choices		(33,904.60)	(33,904.60)
	57003 TANF Choices		(19,622.00)	(19,622.00)
	57004 TANF Choices		(53,499.95)	(53,499.95)
	57009 TANF Choices		(8,479.87)	(8,479.87)
	57010 TANF Choices		(22,697.51)	(22,697.51)
	57011 TANF Choices		(15,881.60)	(15,881.60)
	57150 TANF Choices		(714,421.33)	(714,421.33)
A.1.4	13038 Employment and Community Services	7,176,461.46	(231,010.48)	6,945,450.98
	56002 Employment and Community Services	127,800.00	1,449,784.25	1,577,584.25
	56008 Employment and Community Services		2,748,434.32	2,748,434.32
	56011 Employment and Community Services		(729.30)	(729.30)
	47001 Employment and Community Services		(134,866.81)	(134,866.81)
	57001 Employment and Community Services		(88,999.51)	(88,999.51)
	57003 Employment and Community Services		(129,036.00)	(129,036.00)
	57004 Employment and Community Services		(346,679.68)	(346,679.68)
	57005 Employment and Community Services		(2,608,228.00)	(2,608,228.00)
	57009 Employment and Community Services		(6,662.76)	(6,662.76)
	57010 Employment and Community Services		(147,079.96)	(147,079.96)
	57011 Employment and Community Services		(256,374.40)	(256,374.40)
	57150 Employment and Community Services		(7,631,034.25)	(7,631,034.25)
A.1.5	13039 SNAP E&T	232,336.56	(248,967.80)	(16,631.24)
	46001 SNAP E&T		(727.61)	(727.61)
	56002 SNAP E&T		65,055.50	65,055.50
	57002 SNAP E&T		(43,655.07)	(43,655.07)
	57009 SNAP E&T		(12,839.99)	(12,839.99)
	57010 SNAP E&T		(3,103.50)	(3,103.50)
	57011 SNAP E&T		(5,447.41)	(5,447.41)
	57150 SNAP E&T		(170,211.39)	(170,211.39)
A.1.6	13040 Trade Affected Worker Training and Assistance	72,481.05	(26,807.92)	45,673.13
	56002 Trade Affected Worker Training and Assistance		237,518.83	237,518.83
	56008 Trade Affected Worker Training and Assistance		17,473.91	17,473.91
	56011 Trade Affected Worker Training and Assistance		(52.10)	(52.10)
	47001 Trade Affected Worker Training and Assistance		(37,463.00)	(37,463.00)
	57001 Trade Affected Worker Training and Assistance		(29,666.50)	(29,666.50)

APPROPRIATION ITEM TRANSFERS*
 For the Fiscal Year Ended August 31, 2022

ITEM OF APPROPRIATION

	Transfers-In	Transfers-Out	Net Transfers
57003 Trade Affected Worker Training and Assistance		(14,343.00)	(14,343.00)
57004 Trade Affected Worker Training and Assistance		(14,979.99)	(14,979.99)
57009 Trade Affected Worker Training and Assistance		(7,874.18)	(7,874.18)
57010 Trade Affected Worker Training and Assistance		(6,355.31)	(6,355.31)
57011 Trade Affected Worker Training and Assistance		(15,881.60)	(15,881.60)
57150 Trade Affected Worker Training and Assistance		(200,858.11)	(200,858.11)
A.1.7 13043 Senior Employment Services	1,518.97	-	1,518.97
A.1.8 13044 Apprenticeship	1,331,509.18	(375,472.87)	956,036.31
27836 Apprenticeship	300,000.00	-	300,000.00
57005 Apprenticeship		(99,900.00)	(99,900.00)
57009 Apprenticeship		(1,514.27)	(1,514.27)
A.1.9 13059 Adult Education and Family Literacy	894,745.46	-	894,745.46
56002 Adult Education and Family Literacy		(803,039.02)	(803,039.02)
56011 Adult Education and Family Literacy		(32.56)	(32.56)
47001 Adult Education and Family Literacy		(37,463.00)	(37,463.00)
57001 Adult Education and Family Literacy		(16,952.29)	(16,952.29)
57003 Adult Education and Family Literacy		(11,552.00)	(11,552.00)
57009 Adult Education and Family Literacy		(10,902.71)	(10,902.71)
57011 Adult Education and Family Literacy		(9,075.20)	(9,075.20)
57150 Adult Education and Family Literacy		(5,728.68)	(5,728.68)
A.2.1 13060 Vocational Rehabilitation	28,995,550.90	(658,243.05)	28,337,307.85
56001 Vocational Rehabilitation	5,453.06	-	5,453.06
56002 Vocational Rehabilitation	149,852.63	(3,691,789.40)	(3,541,936.77)
56008 Vocational Rehabilitation		359,689.87	359,689.87
56011 Vocational Rehabilitation	5,153.44	(2,813.07)	2,340.37
47001 Vocational Rehabilitation		(2,638,270.31)	(2,638,270.31)
57001 Vocational Rehabilitation		(2,085,131.42)	(2,085,131.42)
57002 Vocational Rehabilitation		(13,642,958.93)	(13,642,958.93)
57003 Vocational Rehabilitation		(759,058.00)	(759,058.00)
57004 Vocational Rehabilitation		(971,558.59)	(971,558.59)
57009 Vocational Rehabilitation		(289,801.62)	(289,801.62)
57010 Vocational Rehabilitation		(185,211.80)	(185,211.80)
57011 Vocational Rehabilitation		(1,005,078.40)	(1,005,078.40)
57150 Vocational Rehabilitation		(4,023,167.00)	(4,023,167.00)
A.2.2 13061 Business Enterprises of Texas (BET)	312,500.37	(320,895.37)	(8,395.00)
57007 Business Enterprises of Texas (BET)		(312,500.00)	(312,500.00)
A.2.3 13062 Busn Enterprises of Tex Trust		(34,347.00)	(34,347.00)
A.3.1 13028 Skills Development	6,079,515.66	112,468.56	6,191,984.22
56001 Skills Development		(1,057.94)	(1,057.94)
56002 Skills Development		(137,996.22)	(137,996.22)
57009 Skills Development		(54,718.36)	(54,718.36)
A.3.2 13029 Self Sufficiency	286,399.00	(345,810.00)	(59,411.00)
A.3.3 13033 Labor Market and Career Information	449,071.57	-	449,071.57
56008 Labor Market and Career Information		173,068.37	173,068.37
56011 Labor Market and Career Information		(26.04)	(26.04)
47001 Labor Market and Career Information		(116,135.31)	(116,135.31)
57001 Labor Market and Career Information		(25,428.43)	(25,428.43)
57003 Labor Market and Career Information		(25,111.00)	(25,111.00)
57009 Labor Market and Career Information		(17,399.73)	(17,399.73)
57011 Labor Market and Career Information		(11,344.00)	(11,344.00)
57150 Labor Market and Career Information		(426,695.43)	(426,695.43)

APPROPRIATION ITEM TRANSFERS*
For the Fiscal Year Ended August 31, 2022

ITEM OF APPROPRIATION		Transfers-In	Transfers-Out	Net Transfers
A.3.4	13045 Work Opportunity Tax Credit Certification	271,596.90	-	271,596.90
	47001 Work Opportunity Tax Credit Certification		(26,224.10)	(26,224.10)
	57002 Work Opportunity Tax Credit Certification		(236,000.00)	(236,000.00)
	57003 Work Opportunity Tax Credit Certification		(4,830.00)	(4,830.00)
	57009 Work Opportunity Tax Credit Certification		(4,542.80)	(4,542.80)
A.3.5	13046 Foreign Labor Certification	626,358.47	-	626,358.47
	47001 Foreign Labor Certification		(18,731.50)	(18,731.50)
	57002 Foreign Labor Certification		(602,057.00)	(602,057.00)
	57003 Foreign Labor Certification		(3,450.00)	(3,450.00)
	57009 Foreign Labor Certification		(2,119.97)	(2,119.97)
A.4.1	13047 TANF Choices & Mandatory Child Care	90,776,453.10	-	90,776,453.10
A.4.2	13048 At-Risk & Transitional Child Care	6,759,143.08	(90,776,453.10)	(84,017,310.02)
A.4.3	13050 Child Care Administration	16,957,176.29	(6,759,143.08)	10,198,033.21
	56002 Child Care Administration		374,299.52	374,299.52
	56011 Child Care Administration		(130.22)	(130.22)
	47001 Child Care Administration		(187,315.02)	(187,315.02)
	57001 Child Care Administration		(93,237.58)	(93,237.58)
	57003 Child Care Administration		(53,106.00)	(53,106.00)
	57004 Child Care Administration		(156,219.85)	(156,219.85)
	57006 Child Care Administration		(13,235,682.00)	(13,235,682.00)
	57009 Child Care Administration		(3,331.38)	(3,331.38)
	57010 Child Care Administration		(66,276.77)	(66,276.77)
	57011 Child Care Administration		(45,376.00)	(45,376.00)
	57150 Child Care Administration		(2,892,941.73)	(2,892,941.73)
A.5.1	13052 Unemployment Claims	58,557,745.98	(6,076,466.56)	52,481,279.42
	46001 Unemployment Claims		727.61	727.61
	56001 Unemployment Claims		1,546.62	1,546.62
	56002 Unemployment Claims		(1,526,350.87)	(1,526,350.87)
	56006 Unemployment Claims		(1,715,057.40)	(1,715,057.40)
	56008 Unemployment Claims		2,613,363.28	2,613,363.28
	56011 Unemployment Claims		(2,422.31)	(2,422.31)
	47001 Unemployment Claims		(4,839,097.40)	(4,839,097.40)
	57001 Unemployment Claims		(1,195,136.30)	(1,195,136.30)
	57003 Unemployment Claims		(660,589.00)	(660,589.00)
	57004 Unemployment Claims		(423,719.60)	(423,719.60)
	57009 Unemployment Claims		(61,176.31)	(61,176.31)
	57010 Unemployment Claims		(179,764.40)	(179,764.40)
	57011 Unemployment Claims		(583,081.60)	(583,081.60)
	57150 Unemployment Claims		(13,949,804.51)	(13,949,804.51)
A.5.2	13053 Unemployment Appeals	5,628,394.28	(35,617,017.32)	(29,988,623.04)
	56006 Unemployment Appeals		(428,764.35)	(428,764.35)
	56008 Unemployment Appeals		1,936,379.84	1,936,379.84
	47001 Unemployment Appeals		(217,285.42)	(217,285.42)
	57001 Unemployment Appeals		(237,332.03)	(237,332.03)
	57003 Unemployment Appeals		(127,520.00)	(127,520.00)
	57004 Unemployment Appeals		(310,299.71)	(310,299.71)
	57009 Unemployment Appeals		(16,656.92)	(16,656.92)
	57010 Unemployment Appeals		(131,645.65)	(131,645.65)
	57011 Unemployment Appeals		(115,708.80)	(115,708.80)
	57150 Unemployment Appeals		(4,979,561.24)	(4,979,561.24)

APPROPRIATION ITEM TRANSFERS*
For the Fiscal Year Ended August 31, 2022

ITEM OF APPROPRIATION

	Transfers-In	Transfers-Out	Net Transfers
A.5.3 13054 Unemployment Tax Collection	5,822,609.37	(420,166.47)	5,402,442.90
56006 Unemployment Tax Collection		(714,607.25)	(714,607.25)
56008 Unemployment Tax Collection		2,476,791.37	2,476,791.37
47001 Unemployment Tax Collection		(516,305.08)	(516,305.08)
57001 Unemployment Tax Collection		(258,522.39)	(258,522.39)
57003 Unemployment Tax Collection		(43,470.00)	(43,470.00)
57004 Unemployment Tax Collection		(310,299.71)	(310,299.71)
55009 Unemployment Tax Collection		(12,114.12)	(12,114.12)
57010 Unemployment Tax Collection		(131,645.65)	(131,645.65)
57011 Unemployment Tax Collection		(124,784.00)	(124,784.00)
57150 Unemployment Tax Collection		(6,175,900.55)	(6,175,900.55)
	\$ 232,268,300.09	\$ (232,219,877.04)	\$ 48,423.05

B. Goal: Program Accountability/Enforcement Strategies

B.1.1 13055 Subrecipient Monitoring	\$ 295,889.93	\$ (554,690.62)	\$ (258,800.69)
47001 Subrecipient Monitoring		(67,433.41)	(67,433.41)
57001 Subrecipient Monitoring		(33,904.58)	(33,904.58)
57003 Subrecipient Monitoring		(18,932.00)	(18,932.00)
57009 Subrecipient Monitoring		(5,148.50)	(5,148.50)
57011 Subrecipient Monitoring		(15,881.60)	(15,881.60)
B.1.2 13056 Prgrm Support, Tech Asst & Training Svcs	146,663.90	(63,143.00)	83,520.90
57009 Prgrm Support, Tech Asst & Training Svcs		(36,342.36)	(36,342.36)
B.1.3 13057 Labor Law Enforcement	311,736.61	(208,899.41)	102,837.20
56001 Labor Law Enforcement		(488.68)	(488.68)
56011 Labor Law Enforcement		8,834.47	8,834.47
47001 Labor Law Enforcement		(110,250.38)	(110,250.38)
57001 Labor Law Enforcement		(46,618.79)	(46,618.79)
57003 Labor Law Enforcement		(29,794.00)	(29,794.00)
57009 Labor Law Enforcement		(4,514.16)	(4,514.16)
57011 Labor Law Enforcement		(22,688.00)	(22,688.00)
57150 Labor Law Enforcement		(65,000.00)	(65,000.00)
B.1.4 13058 Career Schools & Colleges	431,857.36	-	431,857.36
56002 Career Schools & Colleges		(54,859.28)	(54,859.28)
56008 Career Schools & Colleges		(216,622.63)	(216,622.63)
47001 Career Schools & Colleges		(26,224.10)	(26,224.10)
57002 Career Schools & Colleges		(93,500.00)	(93,500.00)
57003 Career Schools & Colleges		(4,830.00)	(4,830.00)
57009 Career Schools & Colleges		(2,821.35)	(2,821.35)
B.2.1 13034 Civil Rights	428,787.13	(647,114.57)	(218,327.44)
56011 Civil Rights		(39.07)	(39.07)
47001 Civil Rights		(101,150.11)	(101,150.11)
57001 Civil Rights		(25,428.43)	(25,428.43)
57003 Civil Rights		(84,212.00)	(84,212.00)
57009 Civil Rights		(28,165.33)	(28,165.33)
57011 Civil Rights		(13,612.80)	(13,612.80)
	\$ 1,614,934.93	\$ (2,573,474.69)	\$ (958,539.76)

APPROPRIATION ITEM TRANSFERS*
 For the Fiscal Year Ended August 31, 2022

ITEM OF APPROPRIATION		Transfers-In	Transfers-Out	Net Transfers
C. Goal: Indirect Administration Strategies				
C.1.1	13800 Central Administration	\$ 550,498.03	\$ (382,864.56)	\$ 167,633.47
C.1.2	13801 Information Resources	108,169.07	(199,249.00)	(91,079.93)
C.1.3	13802 Other Support Services	387,474.59	(177,039.99)	210,434.60
		<u>\$ 1,046,141.69</u>	<u>\$ (759,153.55)</u>	<u>\$ 286,988.14</u>
NET APPROPRIATION TRANSFERS		<u>\$ 234,929,376.71</u>	<u>\$ (235,552,505.28)</u>	<u>\$ (623,128.57)</u>

*This schedule does not include Benefit Replacement Pay, Longevity, Earned Federal Funds, Insurance, Retirement, FICA, or Rider Reduction Transfers.

INDIRECT COST SCHEDULE

For the Fiscal Year Ended August 31, 2022

A. Payroll-Related Costs*

FICA Employer Matching Contribution	\$	17,469,349.25	
Group Health Insurance		59,247,265.49	
Retirement		22,298,009.16	
Payroll Health Insurance Contribution		2,081,334.50	
Unemployment for TWC		315,126.01	
Unemployment Paid on Behalf of Other Agencies		15,461,889.66	
Total Payroll-Related Costs			\$ 116,872,974.07

State Office of Risk Management - Worker's Compensation		600,398.96	
Benefit Replacement Pay (BRP)		214,492.77	
Total Workers' Compensation and BRP			814,891.73

B. Indirect Costs - Not reported on operating statements

0.00

C. Indirect Costs - Statewide Full Cost Allocation Plan

Comptroller of Public Accounts		1,250,100.83	
Department Public Safety - Capitol Security		(122,252.05)	
Texas Facilities Commission		1,545,696.79	
Office of the Governor		24,518.35	
Total Indirect Costs - Statewide Full Cost Allocation Plan			2,698,063.92

TOTAL INDIRECT COSTS \$ **120,385,929.72**

* Payroll-Related Costs Reconciliation to Annual Financial Report

	Payroll-Related Costs per Indirect Cost Schedule	Amounts Reclassified to Capital Assets on the Annual Financial Report (AFR)	Payroll-Related Costs Reported on the AFR (Exhibit II)
FICA Employer Matching Contribution	\$ 17,469,349.25	\$ 146,916.92	\$ 17,616,266.17
Group Health Insurance	59,247,265.49	285,522.31	59,532,787.80
Retirement	22,298,009.16	188,111.85	22,486,121.01
Payroll Health Insurance Contribution	2,081,334.50	17,504.35	2,098,838.85
Unemployment for TWC	315,126.01	0.00	315,126.01
Unemployment Paid on Behalf of Other Agencies	15,461,889.66	0.00	15,461,889.66
Total Payroll-Related Costs	\$ 116,872,974.07	\$ 638,055.43	\$ 117,511,029.50

THIS PAGE INTENTIONALLY LEFT BLANK

FY 2022 Agency Report of Recycled, Remanufactured and Environmentally Sensitive Purchases		
Agency No. 320	Agency Name: Texas Workforce Commission	
Point of Contact: Sonya Bebley		
Phone Number: 737-400-5694		
E-Mail Address: sonya.bebley@twc.texas.gov		
Category	Description	Total Expenditures
Total E1 Including 1st Choice	Recycled	\$ 74,137.45
Total E2 Including 1st Choice	Remanufactured	
Total E3 Including 1st Choice	Environmentally Sensitive	
Total of E1, E2 and E3 includes Recycled 1st Choice Targeted Totals		\$ 74,137.45

FY 2022 1st Choice Targeted Commodities	Expenditures			% Spent on 1st Choice Products 100 * (A/(A+B))
	1st Choice Products (A)	Virgin Counterpart (B)	Total (A+B)	
Motor Oil & Lubricants			\$ -	0%
Toilet Paper, Seat Covers & Paper Towels	\$ 29,800.00		\$ 29,800.00	100%
Printing Paper, Copier Paper & Computer Paper	42,157.45		\$ 42,157.45	100%
Business Envelopes	\$ 2,180.00		\$ 2,180.00	100%
Plastic Trash Bags		\$ 1,414.96	\$ 1,414.96	100%
Plastic Covered Binders			\$ -	0%
Recycling Containers			\$ -	0%
Photocopiers			\$ -	0%
Total 1st Choice Targeted Commodities	\$ 74,137.45	\$ 1,414.96	\$ 75,552.41	98%

Summary of Total Number of Justification Letters	Total Cost	Total Quality	Total Not Available	Total Other
Motor Oil & Lubricants				
Toilet Paper, Seat Covers & Paper Towels				
Printing Paper, Copier Paper & Computer Paper				
Business Envelopes				
Plastic Trash Bags*	\$ 1,414.96			
Plastic Covered Binders				

Total Numbers(s)	\$ 1,414.96	0	0	0
------------------	-------------	---	---	---

*Justification letter not obtained; SOP being developed for future procurements.

SCHEDULE OF STATE-OWNED OR LEASED VEHICLES USED BY STATE EMPLOYEES

For the Fiscal Year Ended August 31, 2022

Driver Name		Job Title
Last	First	
Acosta	William	Printing Services Tech IV
Aguirre	Carlos	Program Specialist IV
Arnold	Keith	Clerk III
Arocho	Rafael	Maintenance Specialist IV
Arradondo	Ebbonie	Program Specialist II
Arscott	Ian	Program Specialist II
Beard	Joel	Training Specialist IV
Beasley	Richard	Vehicle Driver I
Behringer	Alison	Orientation & Mobility Ins IV
Beleck	David	Program Specialist II
Bradford	Scott	Risk Management Specialist IV
Britt	Mary	BET Business Consultant II
Brown	Julie	Orientation & Mobility Ins IV
Brown	Michael	Administrative Assistant III
Carballo	Carlos	Drafting Technician I
Castilleja	Israel	Inventory & Store Specialist II
Chavanne	Thomas	Manager III
Ciobu	Firuta	Training and Dev Spec II
Clarke	Todd	Orientation & Mobility Ins IV
Clift	Sherrlynn	Program Specialist I
Cruz	Conrad	Manager III
Daugherty	Heather	Training Specialist III
Diaz	Roberto	Training and Dev Spec II
Dotson	Luisa	Orientation & Mobility Ins IV
Druker	Yael	Orientation & Mobility Ins IV
Dunn	Clayton	Maintenance Specialist V
Duran	Daniel	Administrative Assistant III
Flores II	Norberto	Business Continuity Coord I
Fogel	Mariel	Center VR Teacher IV
Frederick	Mandy	Administrative Assistant III
Fuentes	Jacquie	Human Services Spec VI
Gardner	Mary	Adaptive Skills Instructor IV
Gonzales	Jo Ann	HR Liaison
Gonzalez	Cynthia	Manager IV
Greely	Nancy	BET Business Consultant IV
Hallowell	Jeffrey	HVAC Mechanic III
Hand	Kaitlan	Training and Dev Spec II
Hanna	Aaron	BET Business Consultant IV
Hatfield	Cody	Program Specialist IV
Hernandez	John	Program Supervisor VI
Hibbitts	Kirt	Center VR Teacher IV
Jackson	LaToya	CCRC Residential Instr III
Jean	Norman	Maintenance Specialist III
Johnson	Jerry	Fleet Manager I
Kachoris	Michael	HVAC Mechanic III
Keith	Shameka	Resident Specialist V
Kenyon	Joann	Program Specialist IV
King	Gerard	Manager I
Kovalcheck	Roger	Risk Management Specialist IV
Luna	Frank	Maintenance Specialist III
Mann	Raoul	Safety Officer III
Melgarejo	Ericka	Food Service Manager III

SCHEDULE OF STATE-OWNED OR LEASED VEHICLES USED BY STATE EMPLOYEES

For the Fiscal Year Ended August 31, 2022

Last	Driver Name		Job Title
	First		
Mendoza	Ada		Manager I
Meyer	John		Maintenance Specialist IV
Meyers	Dustin		Orientation & Mobility Ins III
Moore	Lisa		Human Services Specialist VI
Mullen	Edward		Orientation & Mobility Ins IV
Muzquiz	Rebecca		Manager I
Nay	James		Center VR Teacher IV
Noblitt	James		Career Guidance Instructor IV
Penington	Anne		Program Specialist II
Perez	Stephen		Clerk III
Perfetto	Thomas		Inventory & Store Specialist I
Pewitt	John		Inventory & Store Specialist III
Pocius	Clayton		Project Manager III
Price	Randall		Project Manager III
Ramirez	Robert		Printing Services Tech IV
Rivera	Alberto		Project Manager III
Roberts	Helena		Orientation & Mobility Ins IV
Rodgers	Chad		Voc Rehabilitation Teacher III
Rodriguez	Julia		Program Specialist II
Rodriguez	Ramon		Inventory & Store Specialist I
Royder	Jody Renee		Center VR Teacher IV
Salas	Carmen		Adaptive Skills Instructor II
Salinas Jr.	Florencio		Systems Support Specialist III
Sallet	Harry		Inventory and Store Spec V
Shaw	Tracey		Manager I
Stegman	Harold		Electrician II
Sweezy	Samantha		BET Business Consultant II
Swonke	Lynnette		Administrative Assistant III
Teske	Christopher		Risk Management Specialist IV
Trevino	Miguel		Maintenance Specialist V
Tu	Diane		Manager I
Weber	Wayne		Maintenance Supervisor IV
Weinrick	Timothy		Inventory and Store Spec II
White	Louis		BET Business Consultant IV
Wiedenfeld	Travis		Training and Dev Spec III
Zapata	Martin		Maintenance Specialist IV

Purpose: Daily Operational Business Needs

